FLINDERS SHIRE COUNCIL

REVISED BUDGET 2023-2024

Adopted: 24 January 2024

Meeting Held: Council Chambers – 39 Gray Street, Hughenden



Flinders Shire Council
Revised Budget 2023-2024

SHIRE OF FLINDERS
Discovery • Opportunity • Lifestyle

INDEX

1. FINANCIAL STATEMENTS BUDGETED FOR 2024 TO 2026
    a. Statement of Comprehensive Income
    b. Statement of Financial Position
    c. Statement of Cash Flow
    d. Statement of Changes in Equity

2. INCOME & EXPENDITURE BUDGETED FOR 2023-2024

3. CAPITAL WORKS PROGRAM

4. LONG TERM FINANCIAL FORECAST – 10 YEARS
    a. Statement of Comprehensive Income
    b. Statement of Financial Position
    c. Statement of Cash Flow
    d. Statement of Changes in Equity

5. LONG-TERM FINANCIAL SUSTAINABILITY RATIOS

6. REVENUE POLICY

7. DEBT POLICY

8. INVESTMENT POLICY

9. PENSIONER CONCESSION POLICY

10. REVENUE STATEMENT

11. CORPORATE PLAN

12. OPERATIONAL PLAN

13. COST RECOVERY FEES & CHARGES FOR 2023-2024

FLINDERS SHIRE COUNCIL

BUDGET STATEMENT OF COMPREHENSIVE INCOME

For the 10 year period as at 30 June 2024

	2023/24 $'000	2024/25 $'000	2025/26 $'000
Income			
Revenue			
Recurrent revenue			
Rates, levies and charges	4,949	5,139	5,280
Fees and charges	1,394	1,896	1,943
Sales revenue	12,204	42,069	29,839
Grants, subsidies, contributions & donations	15,024	11,740	12,140
Total recurrent revenue	**33,571**	**60,845**	**49,202**
Capital revenue			
Grants, subsidies, contributions & donations	11,554	40,733	16,055
Total capital revenue	**11,554**	**40,733**	**16,055**
Other income			
Rental income	530	430	432
Interest and investment revenue	1,656	1,703	1,201
Other income	565	56	61
Capital income	-	50	50
Total other income	**2,751**	**2,239**	**1,744**
Total income	**47,876**	**103,818**	**67,002**
Expenses			
Recurrent expenses			
Employee benefits	17,887	10,911	11,287
Materials and services	12,944	37,181	24,960
Finance costs	323	229	491
Depreciation	5,906	5,648	6,351
Total recurrent expenses	**37,060**	**53,968**	**43,088**
Capital Expenses			
(Gain)/Loss on Disposal of Property Plant & Equipment			
Total expenses	**37,060**	**53,968**	**43,088**
Net result	**10,816**	**49,850**	**23,913**
Other comprehensive income			
Items that will not be reclassified to net result			
Increase/(decrease) in asset revaluation surplus	-	-	-
Total comprehensive income for the year	**10,816**	**49,850**	**23,913**
	-	-	-

FLINDERS SHIRE COUNCIL

BUDGET STATEMENT OF FINANCIAL POSITION

For the 10 year period as at 30 June 2024

	2023/24 $'000	2024/25 $'000	2025/26 $'000
ASSETS			
Current Assets			
Cash and cash equivalents	49,817	53,567	56,961
Trade and other receivables	3,970	4,027	4,085
Inventories	672	670	693
Other	74	75	76
Total Current Assets	**54,532**	**58,339**	**61,815**
Non-Current Assets			
Trade and Other Receivables	2	2	2
Property, Plant & Equipment	275,869	329,357	348,853
Intangible assets	1,022	1,022	1,022
Total Non-Current Assets	**276,893**	**330,381**	**349,877**
TOTAL ASSETS	**331,425**	**388,719**	**411,692**
LIABILITIES			
Current Liabilities			
Trade and other payables	2,472	2,512	1,914
Borrowings	792	983	956
Provisions	632	632	632
Total Current Liabilities	**3,896**	**4,127**	**3,503**
Non-Current Liabilities			
Borrowings	6,400	13,565	13,249
Provisions	3,293	3,340	3,340
Total Non-current Liabilities	**9,693**	**16,905**	**16,589**
TOTAL LIABILITIES	**13,589**	**21,033**	**20,092**
Net Community Assets	**317,837**	**367,687**	**391,600**
COMMUNITY EQUITY			
Asset revaluation reserve	116,783	116,783	116,783
Retained Surplus/(Deficiency)	201,054	250,904	274,817
TOTAL COMMUNITY EQUITY	**317,837**	**367,687**	**391,600**

FLINDERS SHIRE COUNCIL

BUDGET STATEMENT OF CASH FLOWS

For the 10 year period as at 30 June 2024

	2023/24 $'000	2024/25 $'000	2025/26 $'000
Cash flows from operating activities:			
Receipts from customers	39,106	48,347	38,102
Payments to suppliers and employees	(34,505)	(47,941)	(36,886)
	4,601	406	1,216
Receipts			
Investment and Interest Revenue Received	1,656	1,703	1,201
Rental Income	530	430	432
Non Capital Grants and Contributions	15,024	11,740	12,140
Payments			
Finance Costs	(323)	(229)	(491)
Net cash flows from operating activities	**21,488**	**14,051**	**14,499**
Cash flows from investing activities;			
Receipts			
Proceeds from Sale of Property, Plant and Equipment	500	500	500
Other Cash Flows from Investing Activites		50	50
Grants, subsidies, contributions and donations	11,554	40,733	16,055
Payments			
Purchase of Property, Plant & Equipment	(28,062)	(57,040)	(28,326)
Net Cash Flows from Investing Activities	**(16,008)**	**(15,757)**	**(11,721)**
Cash flows from financing activities			
Receipts			
Proceeds from Borrowings	-	6,400	1,600
Payments			
Repayment of Borrowings	(895)	(944)	(983)
Net cash inflow (outflow) frominvesting activities	**(895)**	**5,456**	**617**
Net increase/(decrease) for the year	**4,585**	**3,750**	**3,394**
plus: cash and cash equivalents - beginning	45,232	49,817	53,567
Cash and cash equivalents - closing	**49,817**	**53,567**	**56,961**

FLINDERS SHIRE COUNCIL

BUDGET STATEMENT OF CHANGES IN EQUITY

For the 10 year period as at 30 June 2024

	2023/24 $'000	2024/25 $'000	2025/26 $'000
Accumulated Surplus			
Opening Balance	190,238	201,054	250,904
Net Operating Result for the Year	10,816	49,850	23,913
Closing Balance	**201,054**	**250,904**	**274,817**
Asset Revaluation Surplus			
Opening Balance	116,783	116,783	116,783
Asset Revaluation Adjustments		-	-
Closing Balance	**116,783**	**116,783**	**116,783**
Total Equity			
Opening Balance	307,021	317,837	367,687
Net Operating Result for the Year	10,816	49,850	23,913
Asset Revaluation Adjustments	-	-	-
Closing Balance	**317,837**	**367,687**	**391,600**

Income & Expenditure Revised Budget 2023 - 2024

Whole of Council	23/24 FY Revenue Budget	23/24 FY Expenditure Budget	Revised Budget Variation 23/24 FY Revenue	Revised Budget Variation 23/24 FY Expenditure	23/24 Revised Budget Revenue	23/24 Revised Budget Expenditure	(Surplus) / Deficit
Council Operations	(33,356,593)	41,771,153	(1,919,373)	1,806,733	(35,275,966)	43,577,886	8,301,920
Financial Assistance Grant - Governance	(7,081,925)	-	-	-	(7,081,925)	-	(7,081,925)
Financial Assistance Grant - FAGS Roads Component	(2,329,219)	-	-	-	(2,329,219)	-	(2,329,219)
Enterprises	(805,000)	1,927,652	-	32,782	(805,000)	1,960,434	1,155,434
Total Council Operations - FAGS	**(43,572,737)**	**43,698,805**	**(1,919,373)**	**1,839,515**	**(45,492,110)**	**45,538,320**	**46,210**
Tied Grants - Operations	(5,499,236)	6,179,680	(73,928)	84,640	(5,573,164)	6,264,320	691,156
Tied Grants - Capital	(11,164,855)	15,557,184	(389,375)	131,596	(11,554,230)	15,688,780	4,134,550
Grand Total	**(60,236,828)**	**65,435,669**	**(2,382,676)**	**2,055,751**	**(62,619,504)**	**67,491,420**	**4,871,916**

Summary of Operations	23/24 FY Revenue Budget	23/24 FY Expenditure Budget	Revised Budget Variation 23/24 FY Revenue	Revised Budget Variation 23/24 FY Expenditure	23/24 Revised Budget Revenue	23/24 Revised Budget Expenditure	(Surplus) / Deficit
The Office of the CEO	-	1,115,867	-	-	-	1,115,867	1,115,867
Councillors	-	558,332	-	-	-	558,332	558,332
Corporate Services	(4,049,506)	1,582,951	(705,833)	(190,866)	(4,755,339)	1,392,085	(3,363,254)
Information Technology	-	1,482,757	-	5,621	-	1,488,379	1,488,379
Human Resources	-	679,481	-	-	-	679,481	679,481
Engineering Technical Services	-	1,397,192	-	-	-	1,397,192	1,397,192
Refuse Collection	(250,300)	183,656	-	-	(250,300)	183,656	(66,644)
Water	(1,035,964)	1,433,967	-	-	(1,035,964)	1,433,967	398,003
Sewerage	(940,262)	1,044,963	-	39,145	(940,262)	1,084,108	143,846
Cemeteries	(12,000)	176,809	-	-	(12,000)	176,809	164,809
Plant Operations	(6,200,000)	4,224,250	-	-	(6,200,000)	4,224,250	(1,975,750)
Depot Operations	(2,000)	267,365	-	2,867	(2,000)	270,232	268,232
Council Buildings	-	782,034	-	56,730	-	838,764	838,764
Community Development	(5,000)	489,239	-	-	(5,000)	489,239	484,239
Town Planning	(6,000)	17,000	-	-	(6,000)	17,000	11,000
Animal Control	(7,500)	244,847	-	-	(7,500)	244,847	237,347
Sale Yards	(65,000)	175,301	-	760	(65,000)	176,061	111,061
Media & Communications	-	48,000	-	-	-	48,000	48,000
Rural Lands Noxious Weeds Control	(283,325)	723,812	-	-	(283,325)	723,812	440,487
Employee Housing	(75,000)	512,068	-	11,265	(75,000)	523,334	448,334
Shire Office & Council Chambers	-	451,100	-	7,134	-	458,233	458,233
HR On-Costs	(8,543,051)	3,110,475	-	-	(8,543,051)	3,110,475	(5,432,576)
Stores	-	197,018	-	-	-	197,018	197,018
Community Care Administration	(451,300)	655,200	-	-	(451,300)	655,200	203,900
Community Grants	-	265,000	-	-	-	265,000	265,000
Workplace Health & Safety	-	445,011	-	-	-	445,011	445,011
Hughenden Festival of Outback Skies	(200,000)	420,000	-	-	(200,000)	420,000	220,000
Tourism Development	-	318,471	-	0	-	318,471	318,471
Australia's Dinosaur Trail FSC	(30,000)	30,000	-	-	(30,000)	30,000	-
Skate Park	-	69,776	-	-	-	69,776	69,776
Showgrounds	(17,864)	632,458	-	(45,097)	(17,864)	587,361	569,497
Disaster Management	-	23,357	-	325	-	23,682	23,682
Centrelink Services	(39,860)	49,980	-	-	(39,860)	49,980	10,120
Workshop	-	305,657	-	-	-	305,657	305,657
Business & Governance Services	(1,000)	798,739	-	-	(1,000)	798,739	797,739
Refuse Disposal Site	-	523,069	-	1,205	-	524,274	524,274
Parks - Hughenden	(8,000)	843,071	-	9,006	(8,000)	852,078	844,078
Parks - Prairie	-	21,824	-	-	-	21,824	21,824
Parks - Torrens Creek	-	25,509	-	-	-	25,509	25,509
Parks - Stamford	-	11,466	-	-	-	11,466	11,466
Veterans Home Care	(4,000)	4,000	-	-	(4,000)	4,000	-
Qld Community Care Services (QCCS)	(14,000)	13,000	-	-	(14,000)	13,000	(1,000)
Dept of Health - Home Care Packages	(777,990)	767,990	-	-	(777,990)	767,990	(10,000)
National Disability Insurance Scheme	(84,000)	58,538	-	(16,667)	(84,000)	41,871	(42,129)
Recreation Lake	-	250,160	-	-	-	250,160	250,160
Shire Roads - Recoveries	(50,000)	3,759,496	-	105,378	(50,000)	3,864,873	3,814,873
Town Streets	-	1,073,471	-	-	-	1,073,471	1,073,471
RMPC	(3,222,499)	2,900,249	-	-	(3,222,499)	2,900,249	(322,250)
TMR - Main Roads Contracts	(6,975,172)	6,370,041	(1,213,540)	1,813,641	(8,188,711)	8,183,682	(5,029)
Library	(6,000)	237,136	-	6,286	(6,000)	243,422	237,422
Totals	**(33,356,593)**	**41,771,153**	**(1,919,373)**	**1,806,733**	**(35,275,966)**	**43,577,886**	**8,301,920**

Summary of Enterprises	23/24 FY Revenue Budget	23/24 FY Expenditure Budget	Revised Budget Variation 23/24 FY Revenue	Revised Budget Variation 23/24 FY Expenditure	23/24 Revised Budget Revenue	23/24 Revised Budget Expenditure	(Surplus) / Deficit
Swimming Pool	(7,000)	328,832	-	2,537	(7,000)	331,369	324,369
Flinders Discovery Centre - Tourism	(184,000)	652,464	-	31,925	(184,000)	684,389	500,389
Caravan Park	(400,000)	469,430	-	(725)	(400,000)	468,705	68,705
Private Works	(12,000)	12,000	-	-	(12,000)	12,000	-
Airport	(45,000)	277,726	-	185	(45,000)	277,911	232,911
Workers Accommodation	(137,000)	167,200	-	(1,348)	(137,000)	165,852	28,852
Gymnasium	(20,000)	20,000	-	208	(20,000)	20,208	208
Totals	**(805,000)**	**1,927,652**	**-**	**32,782**	**(805,000)**	**1,960,434**	**1,155,434**

Summary of Tied Grants - Operational	23/24 FY Revenue Budget	23/24 FY Expenditure Budget	Revised Budget Variation 23/24 FY Revenue	Revised Budget Variation 23/24 FY Expenditure	23/24 Revised Budget Revenue	23/24 Revised Budget Expenditure	(Surplus) / Deficit
Regional Arts Development Funding (RADF)	(33,150)	33,150	-	-	(33,150)	33,150	-
State Emergency Service (SES)	(14,569)	14,569	-	-	(14,569)	14,569	-
Get Ready QLD 23/24	(6,984)	6,984	-	-	(6,984)	6,984	-
C'Wealth Home Support Program	(489,170)	532,959	-	-	(489,170)	532,959	43,789
Library - First 5 Forever	-	29,000	-	-	-	29,000	29,000
Illegal Dumping	(2,500)	10,000	-	-	(2,500)	10,000	7,500
Flinders Community Transport	(36,776)	36,776	-	-	(36,776)	36,776	-
QRA Flood Damage - 21 Apr - 12 May 22	(3,501,314)	3,880,876	-	-	(3,501,314)	3,880,876	379,563
QRA Flood Damage - 20 Dec to Mar 2023	(496,093)	367,983	-	-	(496,093)	367,983	(128,110)
PHN - Older Persons Health - Care Finder	(57,125)	84,481	-	-	(57,125)	84,481	27,356
NWMP - Grand Hotel Site Development	(120,000)	120,000	-	-	(120,000)	120,000	-
BoR 6 - Hughenden Water Supply Reticulation Network condition Assessment	(100,000)	297,815	-	-	(100,000)	297,815	197,815
BoR 6 - Prairie Water Supply Reticulation Network condition Assessment	(20,000)	67,527	-	-	(20,000)	67,527	47,527
QRA WP3 Hughenden Flood Study -138K	(96,600)	138,000	-	-	(96,600)	138,000	41,400
QRA WP3 Hughenden Flood Risk Management Study and Plan - 69K	(48,300)	69,000	-	-	(48,300)	69,000	20,700
QRA WP3 Prairie Flood Study - 92K	(64,400)	92,000	-	-	(64,400)	92,000	27,600
QRA WP3 Prairie Flood Risk Management Study and Plan - 69K	(48,300)	69,000	-	-	(48,300)	69,000	20,700
Hughenden-Muttaburra Road Progressive Sealing - TIDS 100%	(363,955)	327,560	-	-	(363,955)	327,560	(36,396)
NAIDOC	-	2,000	-	-	-	2,000	2,000
Festival of Outback Skies	-	-	(44,000)	44,000	(44,000)	44,000	-
Library - Community Connections	-	-	-	-	-	-	-
NWMP - Action of Reconciliation Project $50k	-	-	-	1,712	-	1,712	1,712
Tracking Regional Adversity Through Connected Communities - TRACC	-	-	-	9,000	-	9,000	9,000
Australia Day Celebrations	-	-	(10,000)	10,000	(10,000)	10,000	-
RAF Funding - Palette of the Skies	-	-	(19,928)	19,928	(19,928)	19,928	-
Totals	**(5,499,236)**	**6,179,680**	**(73,928)**	**84,640**	**(5,573,164)**	**6,264,320**	**691,156**

Summary of Tied Grants - Capital	23/24 FY Revenue Budget	23/24 FY Expenditure Budget	Revised Budget Variation 23/24 FY Revenue	Revised Budget Variation 23/24 FY Expenditure	23/24 Revised Budget Revenue	23/24 Revised Budget Expenditure	(Surplus) / Deficit
Construction Hughenden Offstream Storage	(6,140,000)	7,100,000	-	-	(6,140,000)	7,100,000	960,000
W4Q 21-24 - FDC Upgrade Stage 3	-	-	(42,000)	-	(42,000)	-	(42,000)
W4Q 21-24 - Caravan Park Units	-	-	(65,000)	-	(65,000)	-	(65,000)
FDC Interior Fitout - Stage 2 - LGGSP	(369,600)	528,000	-	-	(369,600)	528,000	158,400
LRCI 3 - Riverbank Protection Works - Bond Lane	(150,000)	300,000	-	-	(150,000)	300,000	150,000
LRCI 3 - Brodie St & CBD Rejuvenation - Fpaths & Structures	(250,000)	850,000	-	-	(250,000)	850,000	600,000
LRCI 3 - Kerb & Channelling - Prairie	(150,000)	300,000	-	-	(150,000)	300,000	150,000
LRCI 3 - Water Mains Upgrade	(225,000)	375,000	-	-	(225,000)	375,000	150,000
LRCI 3 - Water Mains 2022-2023 Upgrade - Torrens Creek Variation	(33,755)	67,510	-	-	(33,755)	67,510	33,755
QRRRF - Dutton Downs Rd	(409,500)	623,000	-	-	(409,500)	623,000	213,500
R2R - Swanson St Upgrade, Mclaren St to Queen Street	-	314,174	-	-	-	314,174	314,174
R2R - Sharky St (Saleyards Rd to Morell St, 500mtr)	-	40,000	-	-	-	40,000	40,000
Sale Yards - TMR	(500,000)	800,000	-	-	(500,000)	800,000	300,000
LRCI Rd 4 - Stamford-Lerida Road	(300,000)	400,000	-	-	(300,000)	400,000	100,000
LRCI 4 - Stamford Marathon Rd	(100,000)	200,000	-	-	(100,000)	200,000	100,000
LRCI 4 - Jula Park Rd	(50,000)	100,000	-	-	(50,000)	100,000	50,000
LRCI 4 - Hazelrig Rd	(25,000)	50,000	-	-	(25,000)	50,000	25,000
LRCI 4 - Aberfoyle Rd	(100,000)	150,000	-	-	(100,000)	150,000	50,000
LRCI 4 - Ashton Rd	(100,000)	150,000	-	-	(100,000)	150,000	50,000
LRCI 4 - Prairievale Rd	(40,000)	80,000	-	-	(40,000)	80,000	40,000
LRCI 4 - Ulva Rd	(142,500)	250,000	-	-	(142,500)	250,000	107,500
Road Safety Works - State School - TMR	(112,000)	262,000	-	-	(112,000)	262,000	150,000
Road Safety Works - Private School - TMR	(76,500)	226,500	-	-	(76,500)	226,500	150,000
Ariport - Upgrade & Expansion of the Apron - TMR	(500,000)	1,000,000	-	-	(500,000)	1,000,000	500,000
Morrell Street - R2R	(239,000)	239,000	-	-	(239,000)	239,000	-
Morrell Street - R2R	(880,000)	880,000	-	-	(880,000)	880,000	-
Floodways - R2R / TIDS	(272,000)	272,000	-	-	(272,000)	272,000	-
LRCI Rd 1	-	-	(87,875)	-	(87,875)	-	(87,875)
QRRRGR1 - Community Connection - Digital Noticeboards Project	-	-	(100,000)	120,000	(100,000)	120,000	20,000
R2R/TIDS - Torver Valley Road - Concrete floodway and pipes, Ormonde	-	-	-	1,418	-	1,418	1,418
Spare 10	-	-	-	-	-	-	-
R2R/TIDS - Old Muttaburra Road - Lubra Creek 1	-	-	-	8,212	-	8,212	8,212
R2R/TIDS - Old Muttaburra Road - Lubra Creek 2	-	-	-	957	-	957	957
R2R/TIDS - Old Muttaburra Road - Landsborough Creek 2	-	-	-	1,009	-	1,009	1,009
QRRRF - VMS Data Boards - (Virtual Messaging Signs)	-	-	(94,500)	-	(94,500)	-	(94,500)
Totals	**(11,164,855)**	**15,557,184**	**(389,375)**	**131,596**	**(11,554,230)**	**15,688,780**	**4,134,550**

Summary Untied Funds - FAGS	23/24 FY Revenue Budget	23/24 FY Expenditure Budget	Revised Budget Variation 23/24 FY Revenue	Revised Budget Variation 23/24 FY Expenditure	23/24 Revised Budget Revenue	23/24 Revised Budget Expenditure	(Surplus) / Deficit
FAGS - Governance	(7,081,925)	-	-		(7,081,925)	-	(7,081,925)
Financial Assistance Grant - FAGS Roads Component	(2,329,219)	-	-		(2,329,219)	-	(2,329,219)
Totals	**(9,411,144)**	**-**	**-**	**-**	**(9,411,144)**	**-**	**(9,411,144)**

Carried Over
New

FLINDERS SHIRE - CAPITAL WORKS PROGRAM 23/24

Works Order Number	ASSET DESCRIPTION	Service Manager	Total Project Cost	Total Project Revenue Funded	Total Council Contribution	Revised Budget 23/24
	LAND, IRRIGATION & ECONOMIC DEVELOPMENT					
W4848	Hughenden Water Bank - Survey, detailed design and detailed business case	CEO	$ 1,250,000.00	$ -	$ 68,698.30	$ 68,698.30
W4848	Water Bank Planning & Approvals - Continue on W4848 - Savings From W4584	CEO	$ 346,854.00		$ 346,854.00	$ 346,854.00
New W/O	High Impact Industrial Development	CEO	$ 50,000.00		$ 50,000.00	$ 50,000.00
New W/O	Construction of Hughenden Offstream Storage	CEO	$ 7,100,000.00	$ 6,140,000.00	$ 960,000.00	$ 7,100,000.00
New W/O	Saleyard Upgrade - TMR	CEO	$ 800,000.00	$ 500,000.00	$ 300,000.00	$ 800,000.00
New W/O	Ground Water Exploration & Drilling	CEO	$ 200,000.00		$ 200,000.00	$ 200,000.00
New W/O	Expansion of Showgrounds Camping Area	CEO	$ 100,000.00		$ 100,000.00	$ 100,000.00
New W/O	Medium Industrial Estate - Completion of Drainage Works	CEO	$ 500,000.00		$ 500,000.00	$ 500,000.00
Carry Over	Land Purchase, expansion of Caravan Park	CEO	$ 100,000.00	$ -	$ 100,000.00	$ 100,000.00
New W/O	Remove and reinstate the 24 room accommodation @ Caravan Park expansion	DOE	$ 350,000.00	$ -	$ 350,000.00	$ 350,000.00
New W/O	Airport - Upgrade & Expansion of the Apron - TMR	DOE	$ 1,000,000.00	$ 500,000.00	$ 500,000.00	$ 1,000,000.00
New W/O	Medium Industrial Estate / Morrell Street - R2R	DOE	$ 239,000.00	$ 239,000.00	$ -	$ 239,000.00
W4869	RTR - Sharky St (Saleyards Road to Morell St, 500m)	DOE	$ 300,000.00		$ 40,000.00	$ 300,000.00
			$ 11,085,854.00	**$ 7,379,000.00**	**$ 3,515,552.30**	**$ 11,085,854.00**
	BUILDINGS & OTHER					
W4857	Riverbank Protection Works - Bond Lane	DOE	$ 300,000.00	$ 300,000.00	$ -	$ 300,000.00
W4929	Council Houses - Fencing of 9 Railway Houses in Railway Court	DOE	$ 100,912.09	$ -	$ 35,000.00	$ 100,912.09
New W/O	Works Depot Staff Toilet Upgrade	DOE	$ 100,000.00		$ 100,000.00	$ 100,000.00
New W/O	Storage Room at Workers Accommodation	DOE	$ 20,000.00		$ 20,000.00	$ 20,000.00
New W/O	Replacement of Office Photocopier & Council Chambers	DCFS	$ 20,000.00		$ 40,000.00	$ 20,000.00
			$ 540,912.09	**$ 300,000.00**	**$ 195,000.00**	**$ 540,912.09**
	TOURISM & LIVEABILITY					
W4760	FDC - Upgrade of Flinders Discovery Centre - Stage 3 - Internal fittings and Coffee Shop	DOE/DCSW			$ -	$ -
W4760	FDC - Upgrade of Flinders Discovery Centre - Stage 3 - Internal fittings and Coffee Shop	DOE/DCSW	$ 880,000.00	$528,000.00	$ 352,000.00	$ 880,000.00
W4602	FDC - Relocate & Install Windmill	DOE/DCSW	$ 25,000.00	$ -	$ 25,000.00	$ 25,000.00
W4918	Town Streets - Recreational Lake - Lake Memorial Drive Project ($150K)	DOE	$ 150,000.00	$ -	$ 150,000.00	$ 150,000.00
New W/O	Lake - New Power boards	DOE	$ 50,000.00		$ 50,000.00	$ 50,000.00
New W/O	Lake - Seating / Playground	DOE	$ 10,000.00	$ 5,000.00	$ 5,000.00	$ 10,000.00
New W/O	Brodie Street Play Ground seating	DOE	$ 10,000.00	$ -	$ 10,000.00	$ 10,000.00
New W/O	Brodie Street - Playground Upgrade of Boundary Fence	DOE	$ 20,000.00		$ 20,000.00	$ 20,000.00
New W/O	Mt Walker CCTV	DOE	$ 20,000.00		$ 20,000.00	$ 20,000.00
New W/O	Showgrounds - Grand Stand Seating	DOE	$ 100,000.00		$ 100,000.00	$ 100,000.00
New W/O	QRRRGR1 - Community Connection - Digital Noticeboards Project	DOE	$ 120,000.00	$ 100,000.00	$ 20,000.00	$ 120,000.00
			$ 1,385,000.00	**$ 633,000.00**	**$ 752,000.00**	**$ 1,385,000.00**
	RURAL ROADS - CAPITAL WORKS					
New W/O	23/24 Reseals Rural Roads	DOE	$ 100,000.00		$ 100,000.00	$ 100,000.00
W4872	Dutton Downs Road, Betterment works – Sawpit Creek and Ch 42.340	DOE	$ 650,000.00	$ 585,000.00	$ 65,000.00	$ 650,000.00
New W/O	TIDS/RTR - Old Richmond Rd - Progressive sealing 23/24	DOE	$ 880,000.00	$ 880,000.00	$ -	$ 880,000.00
New W/O	Floodways - R2R / TIDS	DOE	$ 272,000.00	$ 272,000.00	$ -	$ 272,000.00
New W/O	Stamford-Lerida Road	DOE	$ 400,000.00	$ 300,000.00	$ 100,000.00	$ 400,000.00
New W/O	Stamford-Marathon Road	DOE	$ 200,000.00	$ 100,000.00	$ 100,000.00	$ 200,000.00
New W/O	Julia Park Road	DOE	$ 100,000.00	$ 50,000.00	$ 50,000.00	$ 100,000.00
New W/O	Hazelrig Road	DOE	$ 50,000.00	$ 25,000.00	$ 25,000.00	$ 50,000.00
New W/O	Aberfoyle Road	DOE	$ 150,000.00	$ 100,000.00	$ 50,000.00	$ 150,000.00
New W/O	Ashton Road	DOE	$ 150,000.00	$ 100,000.00	$ 50,000.00	$ 150,000.00
New W/O	PrairievaleRoad	DOE	$ 80,000.00	$ 40,000.00	$ 40,000.00	$ 80,000.00
New W/O	Ulva Road	DOE	$ 250,000.00	$ 142,500.00	$ 107,500.00	$ 250,000.00
			$ 3,282,000.00	**$ 2,594,500.00**	**$ 687,500.00**	**$ 3,282,000.00**

Works Order Number	ASSET DESCRIPTION	Service Manager	Total Project Cost	Total Project Revenue Funded	Total Council Contribution	Revised Budget 23/24
	HUGHENDEN - STREETS & FOOTPATHS					
New W/O	Brodie St - Installation of Structures & Completion of Footpaths		$ 600,000.00		$ 600,000.00	$ 600,000.00
New W/O	Brodie St - LRCI Funded FY 22-23		$ 500,000.00	$ 500,000.00		$ -
New W/O	23/24 Reseals Town Streets	DOE			$ 150,000.00	$ -
W5016	Safety Upgrades - State School	DOE	$ 262,000.00	$ 112,000.00	$ 150,000.00	$ 262,000.00
W5017	Safety Upgrades - Catholic School	DOE	$ 226,500.00	$ 76,500.00	$ 150,000.00	$ 226,500.00
W5071	Swanson St Upgrade, McLaren St to Queen Street	DOE	$ 358,548.00	$ 358,548.00	$ -	$ 358,548.00
W4765	Town Streets - Byers St (Sort out ponding issues)	DOE	$ 230,000.00	$ -	$ 150,000.00	$ 230,000.00
W4870	Town Streets - Stansfield St (Sort out ponding issues from Flynn St to Bore No.5)	DOE	$ 80,000.00	$ -	$ 80,000.00	$ 80,000.00
			$ 2,257,048.00	**$ 1,047,048.00**	**$ 1,280,000.00**	**$ 1,757,048.00**
	PRAIRIE - CAPITAL PROJECTS					
W4595	Kerb and Channelling - Prairie	DOE	$ 300,000.00	$ 300,000.00	$ -	$ 300,000.00
New W/O	New footpath - from school to the pub (Prairie)	DOE	$ 300,000.00		$ 300,000.00	$ 300,000.00
			$ 600,000.00	**$ 300,000.00**	**$ 300,000.00**	**$ 600,000.00**
	WATER & SEWERAGE -HUGHENDEN					
W4903	Water Mains 2022-2023 Upgrade - As per Replacement Program	DOE	$ 450,000.00	$ 450,000.00	$ -	$ 450,000.00
New W/O	Pumps Replacement - Pump Station 1 & 2 NH 1	DOE	$ 40,000.00		$ 40,000.00	$ 40,000.00
New W/O	New Residential Water Mains - Land Sales Hughenden	DOE	$ 150,000.00		$ 150,000.00	$ 150,000.00
New W/O	New Residential Sewer Mains - Land Sales Hughenden	DOE	$ 150,000.00		$ 150,000.00	$ 150,000.00
W4573	Water - Purchase of new Bore No. 5	DOE	$ 320,000.00	$ -	$ 320,000.00	$ 320,000.00
W4568	Water - No 2 Bore - Switchboard	DOE	$ 50,000.00	$ -	$ 50,000.00	$ 50,000.00
			$ 1,160,000.00	**$ 450,000.00**	**$ 710,000.00**	**$ 1,160,000.00**
	WATER & SEWERAGE - PRAIRIE					
New	Water Mains 2022-2023 Upgrade - PRAIRIE	DOE	$ 67,510.00	$ 67,510.00	$ -	$ 67,510.00
New W/O	New Residential Water Mains - Christensen St Prairie	DOE	$ 60,000.00		$ 60,000.00	$ 60,000.00
New W/O	Forming up and building the existing drains and undertake any additional works as warranted (Prairie)	DOE	$ 50,000.00		$ 50,000.00	$ 50,000.00
New W/O	Additional Water Tank + SCADA interface- Prairie	DOE	$ 50,000.00		$ 50,000.00	$ 50,000.00
			$ 227,510.00	**$ 67,510.00**	**$ 160,000.00**	**$ 227,510.00**
	PLANT REPLACMENT PROGRAM					
New	Plant Purchases - Per Program (Net) 23/24	DOE	$ 2,017,500.00	$ 265,000.00	$ 1,752,500.00	$ 2,017,500.00
Carried Over	Plant Purchases - Per Program (Net) 22/23 Carry over	DOE	$ 410,323.89		$ 410,323.89	$ 410,323.89
19157	Plant Purchases - Per Program (Net) 21/22 - Carry Over	DOE	$ 249,202.15		$ 249,202.15	$ 249,202.15
			$ 2,677,026.04	**$ 265,000.00**	**$ 2,412,026.04**	**$ 2,677,026.04**
		GRAND TOTAL	**$ 23,215,350.13**	**$ 13,036,058.00**	**$ 10,012,078.34**	

FLINDERS SHIRE COUNCIL

BUDGET STATEMENT OF COMPREHENSIVE INCOME

For the 10 year period as at 30 June 2024

	2023/24 $'000	2024/25 $'000	2025/26 $'000	2026/27 $'000	2027/28 $'000	2028/29 $'000	2029/30 $'000	2030/31 $'000	2031/32 $'000	2032/33 $'000
Income										
Revenue										
Recurrent revenue										
Rates, levies and charges	4,949	5,139	5,280	5,434	5,583	5,742	6,046	6,216	6,395	6,579
Fees and charges	1,394	1,896	1,943	1,992	2,043	2,095	2,148	2,204	2,260	2,316
Sales revenue	12,204	42,069	29,839	30,318	30,812	31,321	31,845	32,384	32,940	33,512
Grants, subsidies, contributions & donations	15,024	11,740	12,140	12,654	13,151	13,693	14,209	14,731	15,368	16,022
Total recurrent revenue	**33,571**	**60,845**	**49,202**	**50,398**	**51,589**	**52,851**	**54,248**	**55,535**	**56,963**	**58,429**
Capital revenue										
Grants, subsidies, contributions & donations	11,554	40,733	16,055	5,771	5,850	5,843	7,590	4,050	5,900	5,900
Total capital revenue	**11,554**	**40,733**	**16,055**	**5,771**	**5,850**	**5,843**	**7,590**	**4,050**	**5,900**	**5,900**
Other income										
Rental income	530	430	432	433	435	436	438	439	441	442
Interest and investment revenue	1,656	1,703	1,201	1,296	1,404	1,248	1,318	1,487	1,540	1,623
Other income	565	56	61	66	70	75	80	86	91	96
Capital income	-	50	50	50	50	50	50	50	50	50
Total other income	**2,751**	**2,239**	**1,744**	**1,845**	**1,959**	**1,809**	**1,886**	**2,062**	**2,122**	**2,211**
Total income	**47,876**	**103,818**	**67,002**	**58,014**	**59,398**	**60,503**	**63,724**	**61,648**	**64,986**	**66,540**
Expenses										
Recurrent expenses										
Employee benefits	17,887	10,911	11,287	11,673	12,064	12,460	12,872	13,294	13,728	14,173
Materials and services	12,944	37,181	24,960	25,642	26,453	27,172	27,937	28,700	29,494	30,314
Finance costs	323	229	491	565	557	547	534	519	503	486
Depreciation	5,906	5,648	6,351	6,839	7,172	6,052	5,824	6,268	6,671	6,983
Total recurrent expenses	**37,060**	**53,968**	**43,088**	**44,719**	**46,246**	**46,230**	**47,167**	**48,781**	**50,396**	**51,956**
Capital Expenses										
(Gain)/Loss on Disposal of Property Plant & Equipment										
Total expenses	**37,060**	**53,968**	**43,088**	**44,719**	**46,246**	**46,230**	**47,167**	**48,781**	**50,396**	**51,956**
Net result	**10,816**	**49,850**	**23,913**	**13,295**	**13,151**	**14,273**	**16,557**	**12,867**	**14,590**	**14,584**
Other comprehensive income										
Items that will not be reclassified to net result										
Increase/(decrease) in asset revaluation surplus	-	-	-	-	-	-	-	-	-	-
Total comprehensive income for the year	**10,816**	**49,850**	**23,913**	**13,295**	**13,151**	**14,273**	**16,557**	**12,867**	**14,590**	**14,584**
	-	-	-	-	-	-	-	-	-	-

FLINDERS SHIRE COUNCIL

BUDGET STATEMENT OF FINANCIAL POSITION

For the 10 year period as at 30 June 2024

	2023/24 $'000	2024/25 $'000	2025/26 $'000	2026/27 $'000	2027/28 $'000	2028/29 $'000	2029/30 $'000	2030/31 $'000	2031/32 $'000	2032/33 $'000
ASSETS										
Current Assets										
Cash and cash equivalents	49,817	53,567	56,961	60,273	63,552	66,759	70,327	74,264	78,342	82,691
Trade and other receivables	3,970	4,027	4,085	4,183	4,282	4,374	4,501	4,608	4,726	4,833
Inventories	672	670	693	715	739	764	789	815	842	870
Other	74	75	76	77	78	79	80	82	84	86
Total Current Assets	**54,532**	**58,339**	**61,815**	**65,248**	**68,651**	**71,976**	**75,697**	**79,769**	**83,994**	**88,480**
Non-Current Assets										
Trade and Other Receivables	2	2	2	2	2	2	2	2	2	2
Property, Plant & Equipment	275,869	329,357	348,853	357,821	366,710	376,826	388,825	396,852	406,426	416,723
Intangible assets	1,022	1,022	1,022	1,022	1,022	1,022	1,022	1,022	1,022	-
Total Non-Current Assets	**276,893**	**330,381**	**349,877**	**358,845**	**367,734**	**377,850**	**389,849**	**397,876**	**407,450**	**416,725**
TOTAL ASSETS	**331,425**	**388,719**	**411,692**	**424,093**	**436,385**	**449,826**	**465,546**	**477,644**	**491,443**	**505,205**
LIABILITIES										
Current Liabilities										
Trade and other payables	2,472	2,512	1,914	1,976	2,046	2,104	2,178	2,246	2,317	2,383
Borrowings	792	983	956	928	890	911	837	862	889	919
Provisions	632	632	632	632	632	632	632	632	632	632
Total Current Liabilities	**3,896**	**4,127**	**3,503**	**3,537**	**3,568**	**3,647**	**3,646**	**3,740**	**3,837**	**3,933**
Non-Current Liabilities										
Borrowings	6,400	13,565	13,249	12,321	11,431	10,520	9,683	8,822	7,933	7,014
Provisions	3,293	3,340	3,340	3,340	3,340	3,340	3,340	3,340	3,340	3,340
Total Non-current Liabilities	**9,693**	**16,905**	**16,589**	**15,661**	**14,771**	**13,860**	**13,023**	**12,162**	**11,273**	**10,354**
TOTAL LIABILITIES	**13,589**	**21,033**	**20,092**	**19,198**	**18,339**	**17,507**	**16,670**	**15,902**	**15,111**	**14,288**
Net Community Assets	**317,837**	**367,687**	**391,600**	**404,895**	**418,046**	**432,319**	**448,876**	**461,743**	**476,333**	**490,917**
COMMUNITY EQUITY										
Asset revaluation reserve	116,783	116,783	116,783	116,783	116,783	116,783	116,783	116,783	116,783	116,783
Retained Surplus/(Deficiency)	201,054	250,904	274,817	288,112	301,263	315,536	332,093	344,960	359,550	374,134
TOTAL COMMUNITY EQUITY	**317,837**	**367,687**	**391,600**	**404,895**	**418,046**	**432,319**	**448,876**	**461,743**	**476,333**	**490,917**

FLINDERS SHIRE COUNCIL

BUDGET STATEMENT OF CASH FLOWS

For the 10 year period as at 30 June 2024

	2023/24 $'000	2024/25 $'000	2025/26 $'000	2026/27 $'000	2027/28 $'000	2028/29 $'000	2029/30 $'000	2030/31 $'000	2031/32 $'000	2032/33 $'000
Cash flows from operating activities:										
Receipts from customers	39,106	48,347	38,102	37,754	38,451	39,182	40,038	40,827	41,621	42,446
Payments to suppliers and employees	(34,505)	(47,941)	(36,886)	(37,312)	(38,525)	(39,665)	(40,839)	(42,041)	(43,277)	(44,558)
	4,601	406	1,216	442	(74)	(482)	(801)	(1,214)	(1,656)	(2,112)
Receipts										
Investment and Interest Revenue Received	1,656	1,703	1,201	1,296	1,404	1,248	1,318	1,487	1,540	1,623
Rental Income	530	430	432	433	435	436	438	439	441	442
Non Capital Grants and Contributions	15,024	11,740	12,140	12,654	13,151	13,693	14,209	14,731	15,368	16,022
Payments										
Finance Costs	(323)	(229)	(491)	(565)	(557)	(547)	(534)	(519)	(503)	(486)
Net cash flows from operating activities	**21,488**	**14,051**	**14,499**	**14,260**	**14,359**	**14,348**	**14,630**	**14,925**	**15,190**	**15,488**
Cash flows from investing activities;										
Receipts										
Proceeds from Sale of Property, Plant and Equipment	500	500	500	500	500	500	500	500	500	500
Other Cash Flows from Investing Activites		50	50	50	50	50	50	50	50	50
Grants, subsidies, contributions and donations	11,554	40,733	16,055	5,771	5,850	5,843	7,590	4,050	5,900	5,900
Payments										
Purchase of Property, Plant & Equipment	(28,062)	(57,040)	(28,326)	(16,313)	(16,551)	(16,644)	(18,291)	(14,751)	(16,701)	(16,701)
Net Cash Flows from Investing Activities	**(16,008)**	**(15,757)**	**(11,721)**	**(9,992)**	**(10,151)**	**(10,251)**	**(10,151)**	**(10,151)**	**(10,251)**	**(10,251)**
Cash flows from financing activities										
Receipts										
Proceeds from Borrowings	-	6,400	1,600	-	-	-	-	-	-	-
Payments										
Repayment of Borrowings	(895)	(944)	(983)	(956)	(928)	(890)	(911)	(837)	(862)	(889)
Net cash inflow (outflow) frominvesting activities	**(895)**	**5,456**	**617**	**(956)**	**(928)**	**(890)**	**(911)**	**(837)**	**(862)**	**(889)**
Net increase/(decrease) for the year	**4,585**	**3,750**	**3,394**	**3,312**	**3,279**	**3,207**	**3,568**	**3,937**	**4,078**	**4,349**
plus: cash and cash equivalents - beginning	45,232	49,817	53,567	56,961	60,273	63,552	66,759	70,327	74,264	78,342
Cash and cash equivalents - closing	**49,817**	**53,567**	**56,961**	**60,273**	**63,552**	**66,759**	**70,327**	**74,264**	**78,342**	**82,691**

FLINDERS SHIRE COUNCIL

BUDGET STATEMENT OF CHANGES IN EQUITY

For the 10 year period as at 30 June 2024

	2023/24 $'000	2024/25 $'000	2025/26 $'000	2026/27 $'000	2027/28 $'000	2028/29 $'000	2029/30 $'000	2030/31 $'000	2031/32 $'000	2032/33 $'000
Accumulated Surplus										
Opening Balance	190,238	201,054	250,904	274,817	288,112	301,263	315,536	332,093	344,960	359,550
Net Operating Result for the Year	10,816	49,850	23,913	13,295	13,151	14,273	16,557	12,867	14,590	14,584
Closing Balance	**201,054**	**250,904**	**274,817**	**288,112**	**301,263**	**315,536**	**332,093**	**344,960**	**359,550**	**374,134**
Asset Revaluation Surplus										
Opening Balance	116,783	116,783	116,783	116,783	116,783	116,783	116,783	116,783	116,783	116,783
Asset Revaluation Adjustments		-	-	-	-	-	-		-	
Closing Balance	**116,783**	**116,783**	**116,783**	**116,783**	**116,783**	**116,783**	**116,783**	**116,783**	**116,783**	**116,783**
Total Equity										
Opening Balance	307,021	317,837	367,687	391,600	404,895	418,046	432,319	448,876	461,743	476,333
Net Operating Result for the Year	10,816	49,850	23,913	13,295	13,151	14,273	16,557	12,867	14,590	14,584
Asset Revaluation Adjustments	-	-	-	-	-	-	-	-	-	-
Closing Balance	**317,837**	**367,687**	**391,600**	**404,895**	**418,046**	**432,319**	**448,876**	**461,743**	**476,333**	**490,917**

FLINDERS SHIRE COUNCIL

LONG-TERM FINANCIAL SUSTAINABILITY RATIO CALCULATIONS

For the year period as at 30 June 2024

	2023/24 $'000	2024/25 $'000	2025/26 $'000	2026/27 $'000	2027/28 $'000	2028/29 $'000	2029/30 $'000	2030/31 $'000	2031/32 $'000	2032/33 $'000
Asset sustainability Ratio	123.10%	237.58%	227.04%	209.22%	120.59%	228.76%	265.96%	140.88%	205.38%	196.21%
Net Financial Liability Ratio	(112.72%)	(59.18%)	(81.98%)	(88.23%)	(94.04%)	(99.74%)	(105.25%)	(110.98%)	(116.68%)	(122.45%)
Operating Surplus Ratio	(2.03%)	14.38%	15.34%	14.32%	13.55%	15.34%	15.90%	15.23%	14.64%	14.25%

POLICY TITLE:	Revenue Policy
POLICY NUMBER:	52
REVISION NUMBER:	12
TRIM REFERENCE:	SF14/411 - R24/598
RESOLUTION NUMBER:	2869
POLICY TYPE:	Statutory
APPROVING OFFICER:	Council Adoption (Revised Budget Meeting)
DATE OF ADOPTION:	24 January 2024
TIME PERIOD OF REVIEW:	1 Year
DATE OF NEXT REVIEW:	30 June 2024
RESPONSIBLE DEPARTMENT:	Financial Control
LINK TO CORPORATE PLAN:	A High Performance Council – Financial Sustainability

1. OBJECTIVE

The Revenue Policy provides the parameters under which Council develops its annual budget.

2. SCOPE

The policy must cover the following principles:

- Rates and charges including levying, concessions and recovery methods
- Cost recovery methods
- Developer charges

The policy forms part of the budget documents and must be adopted before the annual budget. The revenue statement is developed using the principles set out in this policy.

3. DEFINITIONS

The definitions for the terms rates and charges, concessions and cost recovery used in this policy can be found in the *Local Government Act 2009* and the *Local Government Regulation 2012*.

The definition of developer charges relates to those charges that can be applied by Council on developments as set out in the Planning Act 2016.

4. ROLES AND RESPONSIBILITIES

General Principles

The general principles for revenues set by the Council are:

- Simple methods for levying rates and charges that reflect a contribution to services provided;
- Provide equity of contribution based on the economic situation of the community;
- Owners and occupiers of the land that are serviced by Council are easily identified;
- Council can demonstrate the provision of service delivery; and
- Decisions are made based on the whole of the Council area.

Principles for levying rates and charges

- having regard to its long-term financial forecast when setting rates and charges;
- seek to minimise the revenue required to be raised from rates and charges by:
    - maximising income from available grants and subsidies, and

- imposing cost recovery in respect of services and activities for which it believes cost-recovery is appropriate.
- have regard to the prevailing local economic conditions, and when possible, limit increases in an attempt to avoid significant price escalation in any one year.

Principles and purposes for granting concessions for rates and charges

- Concessions may be granted where Council is satisfied payment of the rates or charges will cause hardship to the landowner.
- Concessions may be granted where Council is satisfied another provision of S120 of the *Local Government Regulation 2012* is applicable.

Principles for setting cost recovery fees

- Council may establish cost recovery fees for regulatory and other services;
- Insetting its cost-recovery fees, Council will be cognizant of the requirement that such a fee must not be more than the cost to Council of providing the service or taking the action to which the fee applies.
- However, Council reserves the right to cost the services below full costs recovery when considering the method of charging and the level of contribution;
- Council may decide by resolution to remit all or part of a cost recovery fee;
- Affordability and grants contribution levels should be considered when setting these fees.

Principles for setting developer charges

- Mechanisms for the planning and funding of infrastructure for urban growth are contained within the *Planning Act 2016*.
- Pursuant to the provisions of this Act, and the Flinders Shire Council Planning Scheme, developers may be requested to contribute to any development works that impact on the ability for Council to deliver services.

Principles for recovering overdue rates and charges

- Council will monitor overdue rates and charges on a regular basis;
- Council will be open and transparent with its recovery process;
- Council will provide adequate up front information about the consequences of non payment of rates and charges;
- Council may resolve to apply interest on overdue rates and charges.

5. RELATED LEGISLATION

- *Local Government Act 2009 S104*
- *Local Government Regulation 2012 S169, 193*
- *Planning Act 2016*

6. RELATED DOCUMENTS (LOCAL LAWS, POLICIES, DELEGATIONS ETC)

- Annual Budget
- Revenue Statement
- Debt Recovery Policy – Rates
- Pensioner Rate Concessions Policy

7. REVIEW TRIGGER

Policy is to be reviewed annually.

8. PRIVACY PROVISION

Council respects and protects people's privacy and collects, stores, uses and discloses personal information responsibly and transparently when delivering Council services and business.

9. APPROVAL

Adopted at the January 2024 Special Revised Budget Council Meeting - Resolution Number 3869.

POLICY TITLE:	Debt Policy
POLICY NUMBER:	19
REVISION NUMBER:	16
TRIM REFERENCE:	SF14/411 - R24/599
RESOLUTION NUMBER:	3870
POLICY TYPE:	Statutory
APPROVING OFFICER:	Council Adoption (Revised Budget Meeting)
DATE OF ADOPTION:	24 January 2024
TIME PERIOD OF REVIEW:	1 Year
DATE OF NEXT REVIEW:	30 June 2024
RESPONSIBLE DEPARTMENT:	Financial Control
LINK TO CORPORATE PLAN:	A High Performance Council – Financial Sustainability

1. OBJECTIVE

To ensure compliance with the *Local Government Regulation* 2012, Section 192 as well as ensuring that appropriate forward financial planning is undertaken.

2. SCOPE

This policy applies to the use of loan borrowing by Council to fund infrastructure and other capital projects.

3. POLICY

3.1 Purpose of Borrowings

Loan funds can be raised to finance a range of infrastructure assets over the maximum time frames stated.

The types of projects that are funded by loan borrowings are those that will have a financial impact over a number of years. This method ensures that the shire's ratepayers are not burdened by unrealistic expenditure levels. The repayment for these capital works creates an asset for Council, which can then be repaid over the years relating to the life of the asset, where appropriate.

Council will not use long-term debt to finance operating activities or re-current expenditure of Council.

3.2 Repayment Term

When council finances capital projects through borrowings, it will repay the loans in a term not exceeding the useful life of those assets or the terms stated below:

- General - Up to 20 Years
- Water - Up to 20 Years
- Sewerage - Up to 20 Years
- Cleansing - Up to 20 Years

All external borrowings will be raised at the most competitive rates available, in accordance with the requirements of the State Government.

When seeking long-term funding for the construction of infrastructure assets, Council will, wherever possible, avail itself of its own internal reserves (where such utilisation would not cause any financial impediment to the reserves' requirements).

3.3 Proposed New Borrowings

Borrowings Planned for 2023-2024
As determined and approved by Council

Borrowings Planned for 2024-2025
As determined and approved by Council

Borrowings Planned for 2025-2026
As determined and approved by Council

Borrowings Planned for 2026-2027
As determined and approved by Council

Borrowings Planned for 2027-2028
As determined and approved by Council

Borrowings Planned for 2028-2029
As determined and approved by Council

Borrowings Planned for 2029-2030
As determined and approved by Council

Borrowings Planned for 2030-2031
As determined and approved by Council

Borrowings Planned for 2031-2032
As determined and approved by Council

Borrowings Planned for 2032-2033
As determined and approved by Council

3.4 Loan Drawdown's

Queensland Treasury Corporation (QTC) and the Department of State Development, Infrastructure, Local Government and Planning approve proposed borrowings for a particular financial year. In order to minimise finance costs, loan draw-down should be deferred as long as possible after taking into consideration Council's overall cash flow requirements.

3.5 Working Capital Facility

QTC's Working Capital Facility combines a low-cost overdraft facility with an interest-earning cash management facility, allowing clients to manage short-term deficit and surplus balances through one account. Funds are easy to access and there are no facility, transaction or establishment fees.

4. RELATED LEGISLATION

- *Local Government Act 2009*
- *Local Government Regulation 2012*
- *Statutory Bodies Financial Arrangements Act 1982*

5. REVIEW TRIGGER

Policy is to be reviewed annually.

6. PRIVACY PROVISION

Council respects and protects people's privacy and collects, stores, uses and discloses personal information responsibly and transparently when delivering Council services and business.

7. APPROVAL

Adopted at the January 2024 Special Revised Budget Council Meeting - Resolution Number 3870.

POLICY TITLE:	Investment Policy
POLICY NUMBER:	33
REVISION NUMBER:	16
TRIM REFERENCE:	SF14/411 - R24/600
RESOLUTION NUMBER:	3871
POLICY TYPE:	Statutory
APPROVING OFFICER:	Council Adoption (Revised Budget Meeting)
DATE OF ADOPTION:	24 January 2024
TIME PERIOD OF REVIEW:	1 Year
DATE OF NEXT REVIEW:	30 June 2024
RESPONSIBLE DEPARTMENT:	Financial Control
LINK TO CORPORATE PLAN:	A High Performance Council – Financial Sustainability

1. OBJECTIVE

In accordance with section 191(1) of the *Local Government Regulation 2012*, the Council must prepare and adopt an investment policy.

The intent of this document is to provide Flinders Shire Council with an investment policy which outlines investment objectives, risk tolerance philosophies and portfolio performance measures, within statutory framework of all associated legislation.

2. SCOPE

This policy applies to the investment of surplus funds in accordance with Category 1 investment power under Part 6 of the *Statutory Bodies Financial Arrangement Act 1982*. Category 1 investments include a range of investments either at call or for a fixed term of not more than one year. At call refers to simple investments where the investment can be redeemed and the monies invested can be retrieved by the investor from the financial institution within twenty-four hours without penalty.

3. INVESTMENT OBJECTIVES AND EXPECTATIONS

Flinders Shire Council is risk averse and therefore adopts a passive investment approach where the overall objective is to ensure a return on capital commensurate with the risk taken. In priority, the order of investment activities shall be preservation of capital, liquidity and return.

Council may invest surplus funds in a capital guaranteed cash fund or any approved cash management product which it deems will provide the greatest benefit. Surplus funds are the cash balance that is in excess of operating cash requirements. Operating cash not required for immediate use can also be invested in at call deposits to maximise returns in the short term.

Operating cash is the cash required to fund operating activities for the immediate short term (less than one month). It takes into account cash inflows (e.g. debtor and other receipts) and outflows (eg creditor payments, wages etc.) for that time.

For the purposes of this policy, investable funds are the surplus monies available for investment at any one time and currently include Flinders Shire Council's NAB General Account, NAB Investment Account and QTC Capital Guaranteed Cash Fund.

4. AUTHORISED INVESTMENTS

Without specific approval from Council or Chief Executive Officer (CEO) as delegated by Council, investments are limited to –

- QTC Cash Fund;
- QTC Capital Guaranteed Cash Fund, debt offset facility, fixed rate deposit (up to 6 months and QTC Working Capital Facility);
- NAB Term Deposits (up to 6 months); and
- NAB at call deposits.

5. PROHIBITED INVESTMENTS

The following investments are prohibited by this investment policy –

- Commercial paper;
- Bank accepted/endorsed bank bills;
- Bank negotiable certificates of deposit;
- Short term bonds;
- Floating rate notes;
- Derivative based investments;
- Principal only investments or securities that provide potentially nil or negative cash flow;
- Stand alone securities issued that have underlying futures, options, forward contracts and swaps of any kind;
- Securities issued in non-Australian dollars.

6. MATURITY

As prescribed by section 44(2) of the *Statutory Bodies Financial Arrangement Act 1982*, all investments will either be at call or for a fixed term of no longer than one year.

7. RESPONSIBILITY DELEGATION OF AUTHORITY

The Chief Executive Officer (CEO) and Director Corporate and Financial Services (DCFS) are to ensure that this policy is understood and adhered to by relevant Council employees.

8. DELEGATION OF AUTHORITY

Authority for the implementation of this policy is delegated to the Chief Executive Officer in accordance with section 257(1) of the *Local Government Ac 2009t*.

Authority for the day-to-day management of the investment portfolio is delegated by the Chief Executive Officer to the Director Corporate and Financial Services, Director of Engineering, Director of Community Services and Wellbeing and Finance Manager.

Financial delegation is the power to authorise the investing of money, by signing and authorising electronic transfers of money as authorised by Council. Transfers to/from the NAB Investment may be authorised by the Chief Executive Officer, Director Corporate and Financial Services, Director of Engineering, Director of Community Services and Wellbeing and Finance Manager.

9. ETHICS AND CONFLICT OF INTEREST

The Investment Officer is to refrain from personal activities that conflict with the proper execution and management of Flinders Shire Council's investment portfolio. Any activities that impair the Investment Officer's ability to make impartial decisions are to be avoided.

This policy requires that the Investment Officer disclose to the chief Executive Officer any conflict of interest or holding of investment positions that could be related to the investment portfolio.

10. INTERNAL CONTROLS

The Director Corporate and Financial Services shall establish internal controls and processes that ensure investment objectives are met, and that the investment portfolio is protected from loss, theft or misuse, as prescribed by section 1941(1) of the *Local Government Regulation 2012*.

11. RELATED LEGISLATION

- *Local Government Act 2009*
- *Local Government Regulation 2012*
- *Statutory Bodies Financial Arrangement Act 1982*

12. REVIEW TRIGGER

Policy is to be reviewed annually.

13. PRIVACY PROVISION

Council respects and protects people's privacy and collects, stores, uses and discloses personal information responsibly and transparently when delivering Council services and business.

14. APPROVAL

Adopted at the January 2024 Special Revised Budget Council Meeting - Resolution Number 3871.

POLICY TITLE:	Pensioner Rate Concessions Policy
POLICY NUMBER:	43
REVISION NUMBER:	12
TRIM REFERENCE:	SF14/411 - R24/601
RESOLUTION NUMBER:	3872
POLICY TYPE:	Statutory
APPROVING OFFICER:	Council Adoption (Revised Budget Meeting)
DATE OF ADOPTION:	24 January 2024
TIME PERIOD OF REVIEW:	1 Year
DATE OF NEXT REVIEW:	30 June 2024
RESPONSIBLE DEPARTMENT:	Financial Control
LINK TO CORPORATE PLAN:	A High Performance Council – Financial Sustainability

1. OBJECTIVE

To provide assistance to pensioners of Flinders Shire who apply for the Council Pensioner Rate Concession. The policy will enable Council to process applications for concessions on Council rates in a fair and equitable manner.

2. DEFINITIONS

The scheme will be administered and eligibility criteria shall be on the same basis as the Queensland Government Pensioner Rate Subsidy Scheme Policy Number 2-5 as amended unless otherwise stated below.

Council's Policy will apply as follows -

2.1 Approved Pensioner

2.1.1 A pensioner who is eligible under the State Scheme with the exception of sole parents and Job Seeker; and

2.1.2 The pensioner must be a resident of Flinders Shire and the owner or occupier of the property which is his/her principal place of residence.

2.1.3 The property is categorised Rate Code 1- Residential Categories, sub-categorised 5, 6, 7 or 8.

2.2 Rates and Charges

General, special, separate, sewerage, environmental, cleansing and water rates and/or charges (excluding Fire Services Levy) as described in Section 92 of the Local Government Act 2009 but excluding charges and fees of the nature described in Section 97 and excluding any amount in excess of $1,000.00 per annum.

3. OWNERSHIP/TENANCIES/RESIDENTIAL REQUIREMENTS AND TRUSTEESHIPS

The same requirements as the Queensland Government Pensioner Rate Subsidy Scheme.

4. APPLICATION FOR RATE CONCESSION

- The application must be made on the prescribed form available at the Council Office.
- Applications must be made by before the beginning of the rating period. Ie. Before 30 June and 31 December.
- Late applications will be received and considered where:
    - The applicant/s were not previously receiving a subsidy
    - The applicant/s is a new pensioner.
    - The applicant/s has recently purchased the property and/or it becomes their principal place of residence.

Provided the applicant/s meet all the criteria at the time of the application and such concession will be effective from the date of the application on a pro-rata basis and will not be applied retrospectively to previous rating periods.

5. LAPSED SUBSIDY

The Council subsidy is not available where –

- On the death of the pensioner, unless the surviving spouse or owner/s are an approved and eligible pensioner at the time of death of pensioner; and
- Where a property has been sold or transferred.
- Where a pensioner has not made a reasonable effort to pay any overdue rates and charges before the commencement of the next billing period.

6. PENSIONER REMISSION AMOUNT

Council's remission will be 50% on Council Rates and Charges (does not include Emergency Management Levy), and to a maximum rebate of $500.00 per annum.

7. RELATED LEGISLATION

Queensland Government State Subsidy (https://www.qld.gov.au/community/cost-of-living-support/concessions/property-concessions/rates-subsidy)

8. REVIEW TRIGGER

Policy is to be reviewed annually in line with the Revenue Policy.

9. PRIVACY PROVISION

Council respects and protects people's privacy and collects, stores, uses and discloses personal information responsibly and transparently when delivering Council services and business.

10. APPROVAL

Adopted at the January 2024 Special Revised Budget Council Meeting - Resolution Number 3872.

POLICY TITLE:	Revenue Statement
POLICY NUMBER:	50
REVISION NUMBER:	12
TRIM REFERENCE:	SF14/411 - R24/602
RESOLUTION NUMBER:	3873
POLICY TYPE:	Statutory
APPROVING OFFICER:	Council Adoption (Revised Budget Meeting)
DATE OF ADOPTION:	24 January 2024
TIME PERIOD OF REVIEW:	1 Year
DATE OF NEXT REVIEW:	30 June 2024
RESPONSIBLE DEPARTMENT:	Financial Control
LINK TO CORPORATE PLAN:	A High Performance Council – Financial Sustainability

1. REVENUE STATEMENT

This Revenue Statement is in accordance with Section 104 of the *Local Government Act 2009* and Section 172 of the *Local Government Regulation 2012*.

2. GENERAL RATES

Physical and Social infrastructure costs for new development are to be funded by General Rates, Grants, Loans and User Pay charges for the development.

It is intended to maintain the current operating capability of the Flinders Shire to ensure current services are maintained for the community.

Depreciation and other non-cash expenses are fully funded by Council.

Council generally increases rates in line with the CPI, LGAQ and Construction Index and does not limit rate changes via rate capping.

Flinders Shire Council has a policy of making and levying Differential General Rates for the financial year ending 30 June 2024. The Council will levy Differential General Rates on all rateable properties in each category of land where the minimum General rate does not apply.

The Council is required to raise an amount of revenue it sees as being appropriate to maintain and provide services to the Shire as a whole. In deciding how that revenue is raised, the Council is able to take into account the following factors -

- The rateable value of the land and the rates that would be payable if only one General Rate were adopted;
- The level of services provided to that land and the cost of providing the services compared to the rate burden that would apply under a single General Rate;
- The use of the land in so far as it relates to the extent of utilisation of Council services; and
- The economic circumstances affecting the land.

RATE CODE 1 - RESIDENTIAL CATEGORIES

The following residential differential rating categories, descriptions and identification apply for the 2023-2024 financial year:

Column 1 Differential Category	Column 2 Description	Column 3 Identification
1 - Vacant Land - Hughenden <1Ha	All land in the Township of Hughenden (as defined in Appendix A), which is not otherwise categorised, and is less than 1Ha in size	The following primary land use codes apply or should apply: 01 - Vacant Urban Land, 04 - Large Home Site Vacant, and 72 – Section 25 Valuation.
2 - Vacant Land - Other Towns <4Ha	All land outside the Township of Hughenden, which is not otherwise categorised, and is less than 4Ha in size	The following primary land use codes apply or should apply: 01 - Vacant Urban Land, 04 - Large Home Site Vacant, and 72 – Section 25 Valuation.
3 - Vacant Land - Hughenden 1 - 50Ha	All land in the Township of Hughenden (as defined in Appendix A), which is not otherwise categorised, is 1Ha or more, but less than or equal to 50Ha in size	The following primary land use codes apply or should apply: 01 - Vacant Urban Land, 04 - Large Home Site Vacant, 72 – Section 25 Valuation, and 86 – Horses.
4 - Vacant Land – Other Towns 4 - 50Ha	All land outside the Township of Hughenden, which is not otherwise categorised, is 4Ha or more, but less than or equal to 50Ha in size	The following primary land use codes apply or should apply: 01 - Vacant Urban Land, 04 - Large Home Site Vacant, 72 – Section 25 Valuation, and 86 – Horses.
5 - Residential - Hughenden <1Ha	All land in the Township of Hughenden (as defined in Appendix A), used for residential purposes, which is not otherwise categorised, and is less than 1Ha in size	The following primary land use codes apply or should apply: 02 – Single Unit Dwelling, 05 - Large Home Site Dwelling, and 06 – Outbuildings.
6 - Residential – Other Towns <4Ha	All land outside the Township of Hughenden, used for residential purposes, which is not otherwise categorised, and is less than 4Ha in size	The following primary land use codes apply or should apply: 02 – Single Unit Dwelling, 05 - Large Home Site Dwelling, and 06 – Outbuildings.
7 - Residential - Hughenden 1 - 50Ha	All land in the Township of Hughenden (as defined in Appendix A), used for residential purposes, which is not otherwise categorised, is 1Ha or more, but less than or equal to 50Ha in size	The following primary land use codes apply or should apply: 02 – Single Unit Dwelling, 05 - Large Home Site Dwelling, and 06 – Outbuildings.
8 - Residential – Other Towns 4 - 50Ha	All land outside the Township of Hughenden, which is not otherwise categorised, used for residential purposes, is 4Ha or more, but less than or equal to 50Ha in size	The following primary land use codes apply or should apply: 02 – Single Unit Dwelling, 05 - Large Home Site Dwelling, and 06 – Outbuildings.

9 - Multi Residential - Units	All land in the Township of Hughenden (as defined in Appendix A), which is not otherwise categorised, used for residential purposes and is comprised of two or more separate dwelling units	The following primary land use codes apply or should apply: 03 – Multi unit dwelling (flats), 07 - 09 – Guest house/private hotel, Building Units, Group Title, 21 – Residential Institutions (Non-Medical Care), and 97 – Welfare home/institution.

RATE CODE 2 - COMMERCIAL CATEGORIES

The following commercial differential rating categories, descriptions and identification apply for the 2023-2024 financial year:

Column 1 Differential Category	Column 2 Description	Column 3 Identification
1 - Commercial - Hughenden	All land in the Township of Hughenden (as defined in Appendix A), used for commercial purposes, which is not otherwise categorised	The following primary land use codes apply or should apply: 10 – 14 – Retail Business/Commercial, 15 – 27 – Retail Business (excluding 21 – Res Institutions), 44 – 49 – Special Uses (excluding 48), and 96 – 99 – General Uses.
2 - Commercial – Other Towns	All land outside of the Township of Hughenden, used for commercial purposes, which is not otherwise categorised	The following primary land use codes apply or should apply: 10 – 13 – Retail Business/Commercial, 15 – 27 – Retail Business (excluding 21 – Res Institutions), 42 – 49 – Special Uses (excluding 43 and 48), and 96 – 99 – General Uses.
3 - Hotels <25 Rooms	All land in the Township of Hughenden (as defined in Appendix A), which is not otherwise categorised, used as a hotel with less than 25 accommodation units	The following primary land use codes apply or should apply: 42 – Hotel/tavern.
4 - Hotels ≥25 Rooms	All land in the Council Area, which is not otherwise categorised, used as a hotel with 25 accommodation units or more	The following primary land use codes apply or should apply: 42 – Hotel/tavern.
5 - Motels <25 Rooms	All land in the Council Area, which is not otherwise categorised, used as a motel with less than 25 accommodation units	The following primary land use codes apply or should apply: 43 – Motel.
6 - Motels ≥25 Rooms	All land in the Council Area, which is not otherwise categorised, used as a motel with 25 or more accommodation units	The following primary land use codes apply or should apply: 43 – Motel.
7 - Other Commercial	All other special use commercial land, in the Council area, which is not otherwise categorised	The following primary land use codes apply or should apply: 41 – Child Care ex kindergarten, and 48 - 59 – Special Uses (excluding 49 – Caravan Park).

RATE CODE 3 - INDUSTRIAL CATEGORIES

The following industrial differential rating categories, descriptions and identification apply for the 2023-2024 financial year:

Column 1 Differential Category	Column 2 Description	Column 3 Identification
1 - Industrial - Hughenden	All land in the Township of Hughenden (as defined in Appendix A), which is not otherwise categorised, used for industrial purposes	The following primary land use codes apply or should apply: 28 -39 – Transport & Storage, Industrial (Excluding 29, 30 and 31).
2 - Industrial – Hughenden Industrial Estate	All land in the Hughenden Industrial Estate (as defined in Appendix A), which is not otherwise categorised.	As determined by the CEO
3 - Industrial – Other	All land outside of the Township of Hughenden which is not otherwise categorised, used for industrial purposes	The following primary land use codes apply or should apply: 28 -39 – Transport & Storage, Industrial (Excluding 29, 30 and 31).
4 - Transformer & Transmission Sites <1Ha	All land, in the Council area, which is not otherwise categorised, is less than 1Ha in size, used as a Transformer or Transmission Site	The following primary land use codes apply or should apply: 91 – Utilities.
5 - Transformer & Transmission Sites ≥1Ha	All land, in the Council area, which is not otherwise categorised, is 1Ha or more in size, used as a Transformer or Transmission Site	The following primary land use codes apply or should apply: 91 - Utilities
6 - Industrial - Transport Terminals- Hughenden	All land in the Township of Hughenden (as defined in Appendix A), which is not otherwise categorised, used as a transport terminal	The following primary land use codes apply or should apply: 29 – Transport Terminals.
7 - Industrial - Transport Terminals - Other	All land outside the Township of Hughenden which is not otherwise categorised, used as a transport terminal	The following primary land use codes apply or should apply: 29 – Transport Terminals.
8 - Industrial - Service Station, Oil Depot-Hughenden	All land in the Township of Hughenden (as defined in Appendix A), which is not otherwise categorised, used as a service station or oil depot.	The following primary land use codes apply or should apply: 30 -31 – Oil Depot & Refinery, Service Station.
9 - Industrial - Service Station, Oil Depot - Other	All land outside the Township of Hughenden which is not otherwise categorised, used as a service station or oil depot	The following primary land use codes apply or should apply: 30 -31 – Oil Depot & Refinery, Service Station.

RATE CODE 4 - RURAL CATEGORIES

The following rural differential rating categories, descriptions and identification apply for the 2023-2024 financial year:-

Column 1 Differential Category	Column 2 Description	Column 3 Identification
1 - Rural Grazing Land <500Ha Level 1	All Land, in the Council area, less than 500 Ha in size and not otherwise categorised, used for rural grazing and similar purposes	The following primary land use codes apply or should apply: 04 & 05 – Large Home Sites; 60 – 70 – Sheep and Cattle Industry; and 89 – 95 – Other rural uses (excludes 91 – Utilities).
2 - Rural Grazing Land ≥500Ha Level 1	All Land, in the Council area, 500 Ha or more in size and not otherwise categorised, used for rural grazing and similar purposes	The following primary land use codes apply or should apply: 04 & 05 – Large Home Sites; 60 – 70 – Sheep and Cattle Industry; and 89 – 95 – Other rural uses (excludes 91 – Utilities).
3 - Rural Land – Agricultural Level 1	All land, in the Council area, and not otherwise categorised, used for rural agricultural purposes	The following primary land use codes apply or should apply: 71 – 88 – Agriculture and other rural uses (excludes 72 – Section 25 Valuation).
7 - Rural Grazing Land and Extractive <500Ha Level 3	All Land, in the Council area, less than 500Ha in size, used for rural grazing and similar purposes and where part or parts are also used or capable of being used for extractive industry purposes and where the quantity of material capable of being extracted and/or screened is less than 5000 tonnes per annum.	The following primary land use codes apply or should apply: 04 & 05 – Large Home Sites; 60 – 70 – Sheep and Cattle Industry; and 89 – 95 – Other rural uses (excludes 91 – Utilities)
8 - Rural Grazing Land and Extractive ≥500Ha Level 3	All Land, in the Council area, 500Ha or more in size, used for rural grazing and similar purposes and where part or parts are also used or capable of being used for extractive industry purposes and where the quantity of material capable of being extracted and/or screened is less than 5000 tonnes per annum.	The following primary land use codes apply or should apply: 04 & 05 – Large Home Sites; 60 – 70 – Sheep and Cattle Industry; and 89 – 95 – Other rural uses (excludes 91 – Utilities).
9 - Rural Land – Agricultural and Extractive Level 3	All land, in the Council area, used for rural agricultural purposes and where part or parts are also used or capable of being used for extractive industry purposes and where the quantity of material capable of being extracted and/or screened is less than 5000 tonnes per annum.	The following primary land use codes apply or should apply: 71 – 88 – Agriculture and other rural uses (excludes 72 – Section 25 Valuation)
10 - Rural Grazing Land and Extractive <500Ha Level 4	All Land, in the Council area, less than 500Ha in size, used for rural grazing and similar purposes and where part or parts are also used or capable of being used for extractive industry purposes and where the quantity of material capable of being extracted and/or screened is 5000 tonnes and up to and including 100,000 tonnes per annum.	The following primary land use codes apply or should apply: 04 & 05 – Large Home Sites; 60 – 70 – Sheep and Cattle Industry; and 89 – 95 – Other rural uses (excludes 91 – Utilities)

11 - Rural Grazing Land and Extractive ≥500Ha Level 4	All Land, in the Council area, 500Ha or more in size, used for rural grazing or similar purposes and where part or parts are also used or capable of being used for extractive industry purposes and where the quantity of material capable of being extracted and/or screened is 5000 tonnes and up to and including 100,000 tonnes per annum.	The following primary land use codes apply or should apply: 04 & 05 – Large Home Sites; 60 – 70 – Sheep and Cattle Industry; and 89 – 95 – Other rural uses (excludes 91 – Utilities).
12 - Rural Land – Agricultural and Extractive Level 4	All land, in the Council area, used for rural agricultural purposes and where part or parts are also used or capable of being used for extractive industry purposes and where the quantity of material capable of being extracted and/or screened is 5000 tonnes and up to and including 100,000 tonnes per annum.	The following primary land use codes apply or should apply: 71 – 88 – Agriculture and other rural uses (excludes 72 – Section 25 Valuation)
13 - Rural Grazing Land and Extractive <500Ha Level 5	All Land, in the Council area, less than 500Ha in size, used for rural grazing or similar purposes and where part or parts are used or capable of being used for extractive industry purposes and where the quantity of material capable of being extracted and/or screened is greater than 100,000 tonnes per annum.	The following primary land use codes apply or should apply: 04 & 05 – Large Home Sites; 60 – 70 – Sheep and Cattle Industry; and 89 – 95 – Other rural uses (excludes 91 – Utilities).
14 - Rural Grazing Land and Extractive ≥500Ha Level 5	All Land, in the Council area, 500Ha or more in size, used for rural grazing or similar purposes and where part or parts are also used or capable of being used for extractive industry purposes and where the quantity of material capable of being extracted and/or screened is greater than 100,000 tonnes per annum.	The following primary land use codes apply or should apply: 04 & 05 – Large Home Sites; 60 – 70 – Sheep and Cattle Industry; and 89 – 95 – Other rural uses (excludes 91 – Utilities).
15 - Rural Land – Agricultural and Extractive Level 5	All land, in the Council area, used for rural agricultural purposes and where part or parts are also used or capable of being used for extractive industry purposes and where the quantity of material capable of being extracted and/or screened is greater than 100,000 tonnes per annum.	The following primary land use codes apply or should apply: 71 – 88 – Agriculture and other rural uses (excludes 72 – Section 25 Valuation)

RATE CODE 6 - EXTRACTIVE/LOADING FACILITIES

The following extractive/loading facilities differential rating categories, descriptions and identification apply for the 2023-2024 financial year:

Column 1 Differential Category	Column 2 Description	Column 3 Identification
1 - Extractive Industry < 5,000 Tonnes	All Land, in the Council area and used or capable of being used for extractive industry purposes where the quantity of material capable of being extracted and/or screened is less than 5,000 tonnes per annum.	As determined by the CEO
2 - Extractive Industry ≥ 5,000 - 100,000 Tonnes	All Land, in the Council area and used or capable of being used for extractive industry purposes where the quantity of material capable of being extracted and/or screened is 5,000 tonnes and up to and including 100,000 tonnes per annum.	As determined by the CEO
3 - Extractive Industry >100,000 Tonnes	All Land, in the Council area and used or capable of being used for extractive industry purposes where the quantity of material capable of being extracted and/or screened is greater than 100,000 tonnes per annum.	As determined by the CEO
4 - Loading Facility <10ha	All Land, in the Council area, having an area of less than 10Ha and used by a mine or extractive industry as a loading facility.	As determined by the CEO
5 - Loading Facility ≥10Ha	All Land, in the Council area, having an area of 10Ha or greater and used by a mine or extractive industry as a loading facility.	As determined by the CEO

RATE CODE 7 - INTENSIVE BUSINESSES AND INDUSTRIES

The following intensive business and industries differential rating categories, description and identification apply for the 2023-2024 financial year:

Column 1 Differential Category	Column 2 Description	Column 3 Identification
6 - Mining Lease <5 Ha	Mining Leases issued within the Council area that have an area of less than 5Ha.	As determined by the CEO
7 - Mining Leases ≥5 to < 100Ha	Mining Leases issued within the Council area that have an area of 5Ha to less than 100ha.	As determined by the CEO
8 - Mining Leases ≥100Ha	Mining Leases issued within the Council area that have an area greater than 100ha.	As determined by the CEO
25 - Workers Accommodation	All Land, in the Council area, which is not otherwise categorised, predominately used for providing intensive accommodation capable of accommodating persons (other than the ordinary travelling public) in rooms, suites, or caravan sites specifically built or provided for this purpose. Land within this category is commonly known as "workers accommodation", "single persons quarters", "work camps", "accommodation village" or "barracks".	As determined by the CEO

RATE CODE 8 – RENEWABLE ENERGY FACILITIES

The following renewable energy facilities differential rating categories, descriptions and identification apply for the 2023-2024 financial year:

Column 1 Differential Category	Column 2 Description	Column 3 Identification
12 - Solar and/or Battery	Land used or intended for use, in whole or in part for as a renewable energy facility excluding wind generation	The following primary land use codes apply or should apply: 91 – Utilities
13 - Wind	Land used or intended for use, in whole or in part as a wind renewable energy facility	The following primary land use codes apply or should apply: 91 – Utilities

2.1 Categorisation of Land

That in accordance with the *Local Government Regulation 2012*, Section 81, subsections (1), (2) and (3), Flinders Shire Council adopts the rating categories for rateable land, and the description for those categories, as per Column 1 and Column 2, respectively, of the Rate Code Tables above.

Further, in accordance with section 257 of the *Local Government Act 2009*, Council delegates to the CEO the power in the *Local Government Regulation 2012,* section 81, subsections (4) and (5), to identify the rating category to which each parcel of rateable land belongs. In performing this task, the CEO may have regard to the land use codes (produced by the Department of Resources) identified in Column 3 of the Rate Code Tables above.

In determining that differential general rating should be applied, Council has had regard to a number of factors including: -

- The valuation of the Shire applying to the 2023-2024 financial year would lead to rating inequities and a distortion of relativities in the amount of rates paid in the various areas of the Local Government area if only one General Rate were adopted;
- The level of services provided to that land and the cost of providing the services compared to the rate burden that would apply under a single general rate; and
- Forty eight categories of land have been identified in accordance with criteria determined by Council in accordance with Section 81 of the *Local Government Regulation 2012*.

Owners of rateable land will be informed that they have the right of objection to the category their land is included in. All objections shall be to the Chief Executive Officer, Flinders Shire Council and the only basis for objection shall be that at the date of issue of the rate notice having regard to the criteria adopted by Council the land should be in another category.

2.2 Differential General Rates & Minimum General Rate

That, in accordance with Section 94 of the *Local Government Act 2009*, and sections 80 and 77, respectively, of the *Local Government Regulation 2012*, Flinders Shire Council makes Differential General Rates and Minimum General Rates for the year ending 30 June 2024 as follows: -

Rate Code	Differential Category		2023-2024 Cents in the $	2023-2024 Minimum General Rate
1	1	Vacant Land - Hughenden <1Ha	3.8308	$430.00
1	2	Vacant Land – Other Towns <4Ha	2.9802	$405.00
1	3	Vacant Land - Hughenden 1 - 50Ha	2.1560	$594.00
1	4	Vacant Land – Other Towns 4 - 50Ha	3.6093	$380.00
1	5	Residential - Hughenden <1Ha	3.8573	$430.00
1	6	Residential - Other Towns<4Ha	3.9737	$405.00
1	7	Residential - Hughenden 1 - 50Ha	2.0675	$594.00
1	8	Residential - Other Towns 4 - 50Ha	3.4705	$380.00
1	9	Multi Residential - Units	2.9197	$481.00
2	1	Commercial - Hughenden	2.5085	$499.00
2	2	Commercial - Other Towns	2.2760	$470.00
2	3	Hotel <25 Rooms	2.6243	$1,897.00
2	4	Hotel ≥25 Rooms	3.0281	$2,530.00
2	5	Motel <25 Rooms	3.2967	$1,897.00
2	6	Motel ≥25 Rooms	3.3122	$2,530.00
2	7	Other Commercial	3.3122	$380.00
3	1	Industrial – Hughenden	1.8914	$481.00
3	2	Industrial – Hughenden Industrial Estate	2.2036	$607.00
3	3	Industrial – Other Towns	2.1802	$380.00
3	4	Transformer & Transmission Sites <1Ha	1.6151	$481.00
3	5	Transformer & Transmission Sites ≥1Ha	1.9458	$948.00
3	6	Industrial - Transport Terminals	2.2434	$1,517.00
3	7	Industrial - Transport Terminals - Other	2.1802	$380.00
3	8	Industrial - Service Station, Oil Depot	2.5812	$481.00
3	9	Industrial - Service Station, Oil Depot - Other	2.9066	$380.00
4	1	Rural Grazing Land <500Ha – Level 1	0.2476	$443.00
4	2	Rural Grazing Land – Grazing ≥500Ha – Level 1	0.2237	$607.00
4	3	Rural Agricultural Land – Level 1	0.2256	$1,265.00
4	7	Rural Grazing Land and Extractive <500Ha – Level 3	0.2916	$2,529.00
4	8	Rural Grazing Land and Extractive ≥500Ha – Level 3	0.2929	$2,529.00
4	9	Rural Agricultural Land and Extractive – Level 3	0.2735	$2,529.00
4	10	Rural Grazing Land and Extractive <500Ha – Level 4	0.2916	$6,324.00
4	11	Rural Grazing Land and Extractive ≥500Ha – Level 4	0.2145	$6,324.00
4	12	Rural Agricultural Land and Extractive – Level 4	0.2929	$6,324.00
4	13	Rural Grazing Land and Extractive <500Ha – Level 5	0.2920	$25,294.00
4	14	Rural Grazing Land and Extractive ≥500Ha – Level 5	0.2933	$25,294.00

4	15	Rural Agricultural Land and Extractive – Level 5	0.2735	$25,294.00
6	1	Extractive Industry <5,000 Tonnes	0.3072	$2,529.00
6	2	Extractive Industry 5,000-100,000 Tonnes	0.3072	$6,324.00
6	3	Extractive Industry >100,000 Tonnes	0.3072	$25,294.00
6	4	Loading Facility <10Ha	1.6396	$1,265.00
6	5	Loading Facility ≥10Ha	2.9102	$2,529.00
7	6	Mining Leases <5Ha	1.6396	$948.00
7	7	Mining Leases 5 - <100Ha	1.6396	$1,265.00
7	8	Mining Leases ≥100Ha	1.1477	$1,580.00
7	25	Workers Accommodation	4.0989	$5,994.00
8	12	Solar and/or Battery	4.5143	$30,353.00
8	13	Wind	3.0270	$43,566.00

2.3 Limitation of Increase in Rates or Charges Levied

As required by section 172(2)(b) of the *Local Government Regulation 2012*, Council advises that it will not be making a resolution, pursuant to section 116 of the *Local Government Regulation 2012*, limiting any increases in rates or charges to be determined at its 2023-2024 budget meeting.

3. UTILITY CHARGES

3.1 Water Charges

Flinders Shire Council will levy a Water Charge on each consumer / property, whether vacant or occupied that Council has or is able to provide with water services. Where a property is within 100 metres of a water main or a road in which mains are laid and Council deems that the property is able to be provided with a water service.

For the 2023-2024 year Council will charge for water using an allocation based system. In accordance with Section 99(3) of the *Local Government Regulation 2012*, the Council water year for consumption will commence on 1 July 2023 and end on 30 June 2024. Council will apply section 102 of the *Local Government Regulation 2012* to the reading of water meters so that if a meter is due to be read on a particular day, the meter will be deemed read on that particular day if it is read within 2 weeks before the day or 2 weeks after that day.

The charge will be based on the size of the water connection together with Council's estimate of demand patterns and measured in units as detailed below:

HUGHENDEN WATER SUPPLY	Access Charge Units	Annual Allowance (kl)
Ambulance Centre	15	1,800
Building Depots	10	1,200
Bulk Fuel Depots	18	2,160
Business Premises - Permanently Unoccupied	10	1,200
Butchers	20	2,400
Cafes, Milk Bars & Restaurants	16	1,920
Church properties & Charitable Organisations, (exc Minister's residence)	5	600
Clubs – Railway Social Club	20	2,400
Council Premises:		
Administration Centre	24	2,880
Aerodrome	24	2,880
Brodie Street Playground	30	3,600
Bully Playford Park	15	1,800
Caravan Parks including Residence	24	2,880
Cemetery	40	4,800
Centrelink Building	10	1,200
Diggers Entertainment Centre	15	1,800
Flinders Discovery Centre	7	840
Horse Paddocks	3	360
John Allen Memorial Grounds	7	840
Library	15	1,800
Parks /Reserves	7	840
Racecourse	20	2,400
Robert Gray Memorial Park	50	6,000
Saleyards	50	6,000
S.E.S. Building	10	1,200
Sewerage Pump Stations	5	600
Showgrounds including Football Field	200	24,000
Street Water Meters	10	1,200
Swimming Pool	100	12,000
Workshop Depot	24	2,880
Doctors Surgery	15	1,800
Dwellings	10	1,200
Fire Brigade	18	2,160
Flats per Unit (including Government Flats)	10	1,200
Food Store and Supermarket	13	1,560
Fuel and Oil Company Depots	13	1,560

HUGHENDEN WATER SUPPLY (continued)	Access Charge Units	Annual Allowance (kl)
Garage, Service Stations, Motor Repair and Cafe attached	21	2,520
Garage, Service Stations, Motor Repair and Light Industry	13	1,560
Government Premises (other than Railway Premises):		
Court House	57	6,840
Police Watch House and Barracks	10	1,200
School	75	9,000
Gypsum Processing Plant	20	2,400
Hairdresser	10	1,200
Hospital	35	4,200
Hotel/Motel/Caravan Parks < 10 sites/Motels:		
Caravan Parks < 10 sites	5	600
Dwellings not attached to Hotel or Motel	10	1,200
Hotel	35	4,200
Hotel Rooms (per room)	3	360
Motel	20	2,400
Motel Rooms (per room)	3	360
Kindergarten	10	1,200
Masonic Lodge	5	600
Nurseries attached to Dwellings or Businesses	6	720
Nurseries	20	2,400
Offices including Professional (excluding Crown Offices)	10	1,200
Pensioner Cottages (each)	6	720
Private Workshop	10	1,200
Private Workshop and Depot	19	2,280
Produce Store	10	1,200
Poly Pipe Factory	20	2,400
Power House	18	2,160
Q.C.W.A. Rest Rooms and Flat (each)	15	1,800
Railway Premises -		
Ablution Block	15	1,800
Dwelling	10	1,200
General Station Offices	85	10,200
Maintenance Gang	10	1,200
Trainsmen Quarters	20	2,400
Returned Services League	10	1,200
School and Convent	22	2,640
Shops	10	1,200
Slaughter Yards	47	5,640
Sporting Bodies -		
Bowls Club	10	1,200
Golf Club	20	2,400
Motorcycle Club	7	840
Pony Club/Equestrian Group	7	840
Race Club	7	840
Tennis Club	7	840
Stables	10	1,200
Storage Premises - Warehouses	10	1,200
Transport Depot	10	1,200
Vacant land		
Connected to supply	10	1,200
Able to be connected to supply	5	600
Partially occupied	2	240
Ten (10) or more Lots	7	840
Vehicle Storage & Display Yards	10	1,200
Veterinary Surgery/Clinic	20	2,400

TORRENS CREEK, PRAIRIE, STAMFORD WATER SUPPLY	Access Charge Units	Annual Allowance (kl)
Business - Unoccupied	10	1,200
Butcher Shop	13	1,560
Cafes	10	1,200
Churches	5	600
Dwellings including Railway Departmental Buildings	10	1,200
Garage	10	1,200
Hotels/with Motel or Caravan Park	37	4,440
Police Station (including residence)	22	2,640
Railway Station	22	2,640
Prairie School	32	3,840
Schools (unoccupied)	10	1,200
Shire Hall	5	600
Sporting Bodies – including Golf Club	7	840
Stores	10	1,200
Telecommunications Building	16	1,920
Vacant Land		
Connected to supply	10	1,200
Able to be connected to supply	5	600
Partially occupied	2	240

New Premises

Where a new building is erected, water charges will be calculated pro-rata from the date the supply is connected to the boundary of the allotment on which the building is erected. Charges for new or existing premises not classified above will be charged 10 units for the current financial year and will be reviewed in the following financial year.

Vacant Urban Land - Partially Occupied

Where two separately surveyed parcels of land (being an allotment or parcel of land separately shown and described in a Plan of Survey) situated wholly or partly within 100 metres of a road in which a water main is laid have a dwelling situated over both parcels of land so that individual occupation only is possible, the Vacant Land charge will be 2 units per annum. This charge is additional to the normal unit charges applying for a dwelling (i.e. the total charge levied will be 12 units).

Miscellaneous Sales

Where Council agrees to supply water from stand pipes, consumption will be charged per 1,000 litres or part thereof.

Excess Water

All properties will be metered and where consumption exceeds the annual allowance, an excess water charge will be applied.

Separate Charge For Separate Uses

Where land is occupied, charges will apply so as to ensure that all buildings situated thereon and which are capable of individual occupation and/or use, are charged in accordance with the classification applicable to each such occupation and/or use.

Occupation And Use Of Land

Occupied land is deemed to be land upon which there is a building or structure capable of being used or occupied. The charge applies whether or not the structure or building is actually occupied, unless specifically stated in the above schedule.

Other Vacant Land Not Connected To Supply

For each area of land, other than land described in the above schedule as Vacant Urban Land – Partially Occupied; held as an amalgamation of one Title or Valuer-General's Assessment and situated within 100 metres of a road in which a water main is laid down - 7 units per annum.

Land Not Connected To Supply

Council will install a water main extension up to a maximum distance of 100m from the existing mains at no cost to the property owner. Any further distance required by the property owner will be at the owner's cost.

Medical or Fire Service Meters

Meters installed under Council's Water Connection Policy for Medical or Fire purposes and coloured blue will be charged the normal connection fee. There will be no increase in the water allowance and no increase in the annual fee. Once the service is no longer required for medical reasons, it will be removed at no cost to the ratepayer.

Water Charges

That, in accordance with Section 94 of the *Local Government Act 2009* and section 99 of the *Local Government Regulation 2012*, Flinders Shire Council makes Water Charges for the year ending 30 June 2024 as follows:

Item	2023-2024 Charge
Access Charge per Unit of Water	$84.50 per unit
Additional Charges	
Excess Water Charges *(i.e. $ per kilolitre, when annual allowance is exceeded)*	$1.10 per kilolitre
Miscellaneous Sales	$5.55 per kilolitre

3.2 Sewerage Charges

Flinders Shire Council will levy a sewerage charge on each consumer / property, whether vacant or occupied, that Council has provided or deems able to be provided with sewerage services.

The charge will be based on the number of pedestals / wastes together with Council's estimate of demand / usage patterns and measured in units as detailed below:

HUGHENDEN SEWERAGE CHARGES		
Description		**Charge Units**
1	Residential Property Charged at 10 units per pedestal with a second toilet exempt only e.g. One toilet 10 Units Two toilets 10 Units Three toilets 20 Units	10
2	Commercial Property/Business Charged at 20 Units per pedestal with a second toilet exempt only, thereafter 10 Units per pedestal	20
3	Accommodation – Motel Units/Licensed Premises Charged at 10 units per pedestal	10
4	Government Building on land not subject to a General Rate Charged at 24 Units per pedestal	24
5	Council Properties (Non-residential) Charged at 10 Units per pedestal	10
6	Hospitals, Ambulance, Schools, Halls, Caravan Parks, Fire Service etc Charged at 10 Units per pedestal	10
7	Charitable/Service/Church Properties e.g. QCWA, Guides, Church and associated halls, sports. Charged at 2 Units per pedestal	2
8	Vacant Land (able to be connected to sewer)	5
NOTE A Pedestal Is Defined As A Water Closet Or One Metre Of Urinal		

Vacant Urban Land - Partially Occupied

Where two separately surveyed parcels of land that are capable of being sewered and a dwelling is situated over the two parcels of land so that individual occupation is not possible, the Sewerage Charge will be 12 Units.

- 10 for the dwelling
- 2 for the Vacant Land

Vacant Land

For each area of land capable of being sewered that is held as an amalgamation on one Assessment (other than land as described above) by the Valuer-General, then the Vacant Land Charge will be 8 Units.

Separate Charges For Separate Uses

On occupied land all buildings capable of separate occupancy and/or use will be charged in accordance with the applicable classification.

Land Not Connected To Supply

Council will install a sewerage main extension up to a maximum distance of 100m from the existing mains at no cost to the property owner. Any further distance required by the property owner will be at the owner's cost.

Sewerage Charges

That, in accordance with Section 94 of the *Local Government Act 2009* and section 99 of the *Local Government Regulation 2012*Flinders Shire Council makes Sewerage Charges for the year ending 30 June 2024 and the level of charges adopted for items described in the revenue policy is:

ITEM	2023-2024 Charge
Unit of Sewerage	$72.50 per unit

3.3 Cleansing Charges

Flinders Shire Council will levy a Cleansing Service Charge on each consumer / property, whether vacant or occupied, that Council provides or deems to be provided with cleansing services.

The charge will be based on the number of wheelie bins and collections measured in units as detailed below:

HUGHENDEN CLEANSING SERVICE CHARGES		Charge Units
1	Residential Property • Charged at 10 Units per Bin issued • One Bin is issued to all residences. • Cleared once a week	10
2	Commercial Property/Businesses/School under 100 students • Charged at 10 Units per Bin issued • Two Bins issued to all businesses • Cleared three times per week. • 20 Units minimum charge.	20
3	Motel Units • Charged at 10 Units per Bin issued. • Three Bins issued to all premises • Cleared three times per week • 30 Units minimum charge	30
4	Licensed Premises • Charged at 10 Units per Bin issued • Three Bins issued to all premises • Cleared three times per week • 30 Units minimum charge	30
5	Hospitals • Charged at 10 Units per Bin issued • Four Bins issued • Cleared once a week • 40 Units minimum charge	40
6	Charitable/Service/Church Properties • e.g. QCWA, Guides, Church and associated halls, sports clubs. • One bin issued to all facilities • Cleared once a week • 5 Units minimum charge	5
7	Schools over 100 students • Charged at 10 Units per Bin issued. • Four Bins issued all facilities	40

	• Cleared three times per week	
8	Council Street Bins • Charged at 5 Units per Bin issued • Cleared three times per week	10
9	Other Non-Classified Facilities • Charged at 10 Units per Bin issued • Cleared once per week	10
# All extra bins over the minimum allocation will cost 5 Units per bin per annum # Replacement bins will be provided at cost.		

This system will provide flexibility for Council to adjust Cleansing Charges based on the number of wheelie bins issued to each property. A minimum unit charge and minimum number of bins allocated will then be based on the property classification. All extra bins over the minimum allocation will be charged on a pre-determined basis as listed.

Cleansing Service Charges

That, in accordance with Section 94 of the *Local Government Act 2009*, Flinders Shire Council makes Cleansing Service Charges for the year ending 30 June 2022 and the level of charges adopted for items described in the revenue policy is:

ITEM	2023-2024 CHARGE
Unit of Cleansing	$27.50 per unit

4. SPECIAL RATES

4.1 Special Rate - Wild Dog Control Levy

Pursuant to Section 94 of the *Local Government Act 2009* and section 94 of the *Local Government Regulation 2012*, a Special Rate will be levied on rural properties (per assessment) categorised within Rate Code 4 – Rural Categories where the following applies:

- The rural land has a rateable valuation greater than $50,000; or
- The rural land has rateable valuation of $50,000 or less, but has an area greater than 4,000ha.

Excluding all rural properties (assessments) having an area less than 200ha.

The Council is of the opinion that the rural properties the subject of the special rate will derive a benefit from the Wild Dog Control Levy. The rate will be levied on the basis of a rate in the dollar on the rateable value of each property. A minimum rate will be determined at a level that takes into account the minimum cost of providing the service to all applicable rural ratepayers.

4.1.1 Wild Dog Control Levy Overall Plan 2023-2024

The Special Rate will be utilised for the control of wild dogs on applicable rural properties throughout the Shire. The Special Rate will partly fund the costs of undertaking co-ordinated baiting including the Rural Lands Officer's and the supporting Administration Officer's time, plant and equipment, supply of prepared baits and payment of bounties. A Wild Dog Advisory Group will provide advice to Council and help coordinate control measures throughout the Shire. The Advisory Group will consist of Councillors, Council Officers and rural property owners throughout the Shire.

The estimated time for implementing the overall plan is one year from 1 July 2023 to 30 June 2024.

The rateable land to which the Special Rate applies are rural properties categorised within Rate Code 4 – Rural Categories where the following applies:

- The rural land has a rateable valuation greater than $50,000; or
- The rural land has rateable valuation of $50,000 or less, but has an area greater than 4,000ha.

Excluding all rural properties (assessments) having an area less than 200ha.

The estimated cost of implementing the overall plan for 2023-2024 is approximately $430,588 per annum with the levy raising approximately $125,835 and the balance funded by the Shire General Rates and payments directly from properties for special services.

In accordance with Section 94 of the *Local Government Act 2009* and section 94 of the *Local Government Regulation 2012*, Flinders Shire Council makes a Wild Dog Control Special Rate for the year ending 30 June 2024 as follows:

ITEM	2023-2024 Charge
Special Rate	0.0001363 cents per $ of rateable value
Minimum Special Rate (Regulation, section 94(10))	$249.00 per Assessment

5. STATE EMERGENCY MANAGEMENT LEVY

In accordance with the *Fire and Emergency Services Act 1990*, Council is required to collect a State Emergency Management Levy on all prescribed properties on behalf of the Queensland Fire and Emergency Services. The Levy is not a Council charge and the funds collected are remitted to the Queensland Fire and Emergency Services. However, Council is entitled to an administration fee for collecting this Levy, as prescribed by the *Fire and Emergency Services Regulation 2011*. Rate assessments with multiple properties are levied per parcel, in accordance with the State's legislation, excluding contiguous agricultural parcels in the same ownership

6. ISSUE OF NOTICES

That in accordance with Section 104 and 107 of the *Local Government Regulation 2012*, Council will issue rate notices half yearly. The first notice will be for the half year ended 31 December and the second notice for the half year ended 30 June. Notices will be issued in August and February respectively.

7. INTEREST CHARGES

That, in accordance with Section 133 of the *Local Government Regulation 2012* Flinders Shire Council fixes the interest for overdue rates and utility charges at 11.64 per cent (11.64%) per annum Compound Interest, for the year ending 30 June 2024 to be charged monthly in arrears. Interest is to be charged on the current levy from the due date for payment.

8. LAST DAY FOR PAYMENT OF RATES

That, in accordance with Section 118 of the *Local Government Regulation 2012* Flinders Shire Council makes the last date for the payment 30 days after the date of issue of the notice. Payment must be received in the Official Office of the Council, 34 Gray Street, Hughenden on or before the due date by the close of business (5:00pm) or electronically in Council's nominated bank account by 12 midnight.

9. ADDITIONAL REVENUE POLICIES

If a change in the valuation of a property results in raising a supplementary levy to the rate payer of an amount less than $50.00 Council will not raise the notice to the rate payer.

Any Council errors/mistakes in levy charges will only be back dated for the current financial year with a supplementary notice.

10. FEES AND CHARGES

Council levies a range of Fees and Charges for:

a) Cost-Recovery Fees as defined by section 97 of the *Local Government Act 2009*; and
b) Commercial/Other Fees for the provision of a service or facility not deemed a cost-recovery fee under the s.262(3)(c) of the *Local Government Act 2009*.

These are defined in the Schedule of Fees and Charges (the Schedule), adopted by resolution and published annually as part of Council's budget.

Cost-Recovery Fees

Council may fix a Cost-Recovery Fee for any of the following:

a) an application for, or the issue of, an approval, consent, licence, permission, registration or other authority under a local government act;
b) recording a change of ownership of land;
c) giving information kept under a local government act;
d) seizing property or animals under a local government act.

The principles of Full Cost Pricing (National Competition Policy) and User Pays are applied in calculating all Cost-Recovery Fees of the Council, noting that, as per section 97(4) of the *Local Government Act 2009*, the amount of any cost-recovery fee must not be more than the cost to the Council of taking the action for which the fee is charged.

Cost-Recovery Fees are listed in Council's Register of Cost-Recovery Fees.

Commercial Charges

Where Council conducts business activities on a commercial basis, the criteria used to decide the amount of the charges for the activity's goods and services are calculated having regard to the following:

a) Direct costs associated with the business activity, and;
b) The cost of capital based on a weighted average cost of capital specific to a business activity's industry, and;
c) Overheads based on a service consumption model, and;
d) Commercial margins reflective of the underlying risks of the business activity.

11. PENSIONER RATE CONCESSION POLICY

In accordance with Chapter 4 Part 10 of the *Local Government Regulation 2012* Flinders Shire Council adopt the following Pensioner Rate Rebate and Concessions Policy -

Objective

To provide assistance to pensioners of Flinders Shire who apply for the Council Pensioner Rate Concession. The policy will enable Council to process applications for concessions on Council rates in a fair and equitable manner.

Definitions

The Scheme will be administered and eligibility criteria shall be on the same basis as the Queensland Government Pensioner Rate Subsidy Scheme Policy Number 2-5 as amended unless otherwise stated below.

Council's Policy will apply as follows -

Approved Pensioner -

- A pensioner who is eligible under the State Scheme with the exception of sole parents and Job Seeker; and
- The pensioner must be a resident of Flinders Shire and the property is his/her principal place of residence; and
- The property is categorised Rate Code 1- Residential Categories, sub-categorised 5, 6, 7 or 8.

Rates and Charges -
General, special, separate, sewerage, environmental, cleansing and water rates and/or charges (excluding Fire Services Levy) as described in Section 92 of the *Local Government Act 2009* but excluding charges and fees of the nature described in Section 97 and excluding any amount in excess of $1,000.00 per annum.

Ownership/Tenancies/Residential Requirements And Trusteeships

The same requirements as the Queensland Government Pensioner Rate Subsidy Scheme apply unless otherwise stated above.

Application For Rate Remission

- The application must be made on the prescribed form available at the Council Office.
- Applications must be made by before the beginning of the rating period. i.e. before 30 June and 31 December.
- Late applications will be received and considered where:
    - The applicant/s were not previously receiving a subsidy
    - The applicant/s is a new pensioner.
    - The applicant/s has recently purchased the property and/or it becomes their principal place of residence.

Provided the applicant/s meet all the criteria at the time of the application and such concession will be effective from the date of the application on a pro-rata basis and will not be applied retrospectively to previous rating periods.

Lapsed Subsidy

The Council subsidy is not available where –

- On the death of the pensioner, unless the surviving spouse or owner/s are an approved and eligible pensioner at the time of death of pensioner; and
- Where a property has been sold or transferred.
- Where a pensioner has not made a reasonable effort to pay overdue rates and charges before the commencement of the next billing period.

Pensioner Remission Amount

Council's remission will be 50% on Council Rates and Charges (does not include Emergency Management Levy formerly known as Fire Service Levy) to a maximum rebate of $500.00 per annum.

Privacy Provision

Council respects and protects people's privacy and collects, stores, uses and discloses personal information responsibly and transparently when delivering Council services and business.

12. APPENDIX A– TOWNSHIP OF HUGHENDEN – URBAN

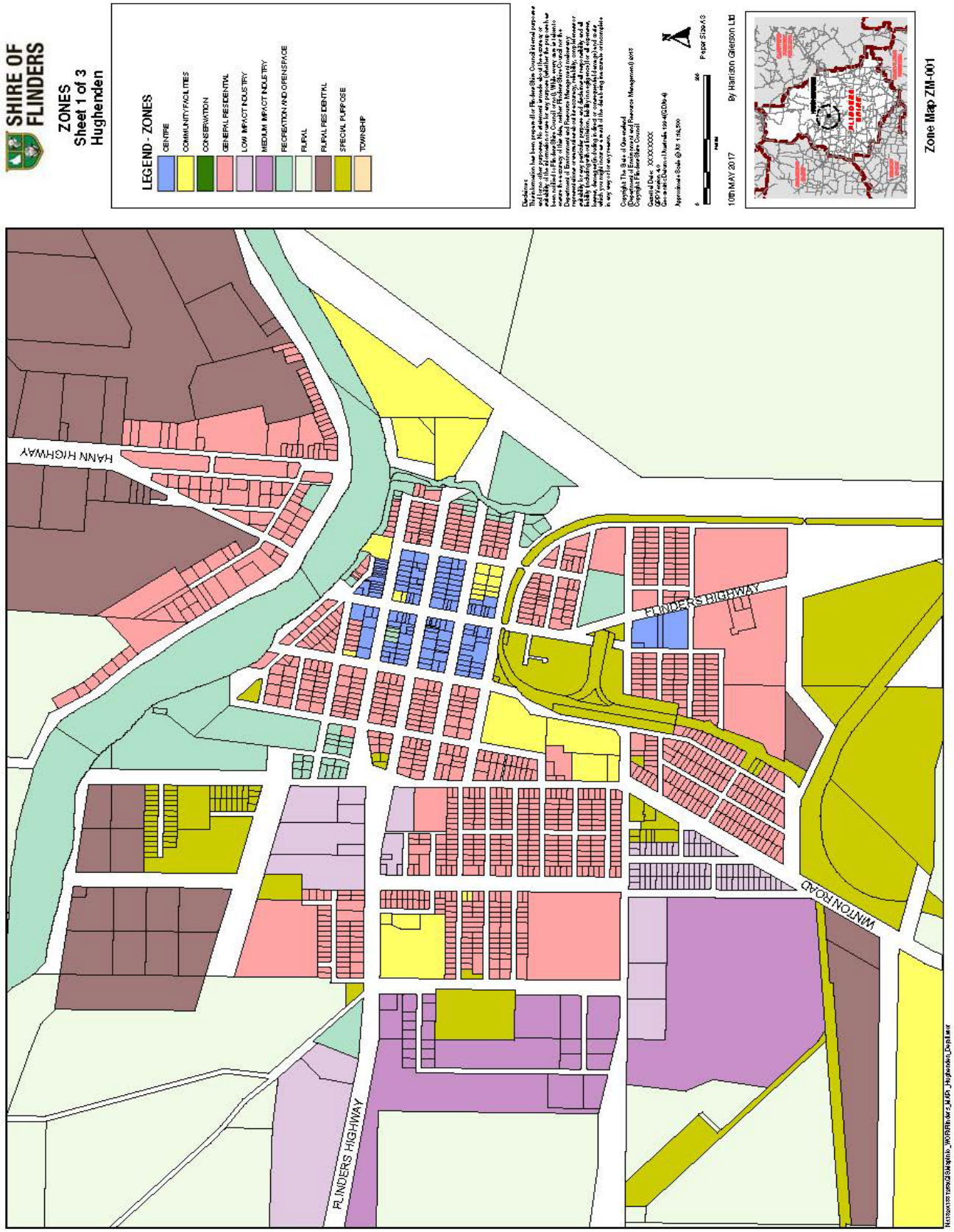

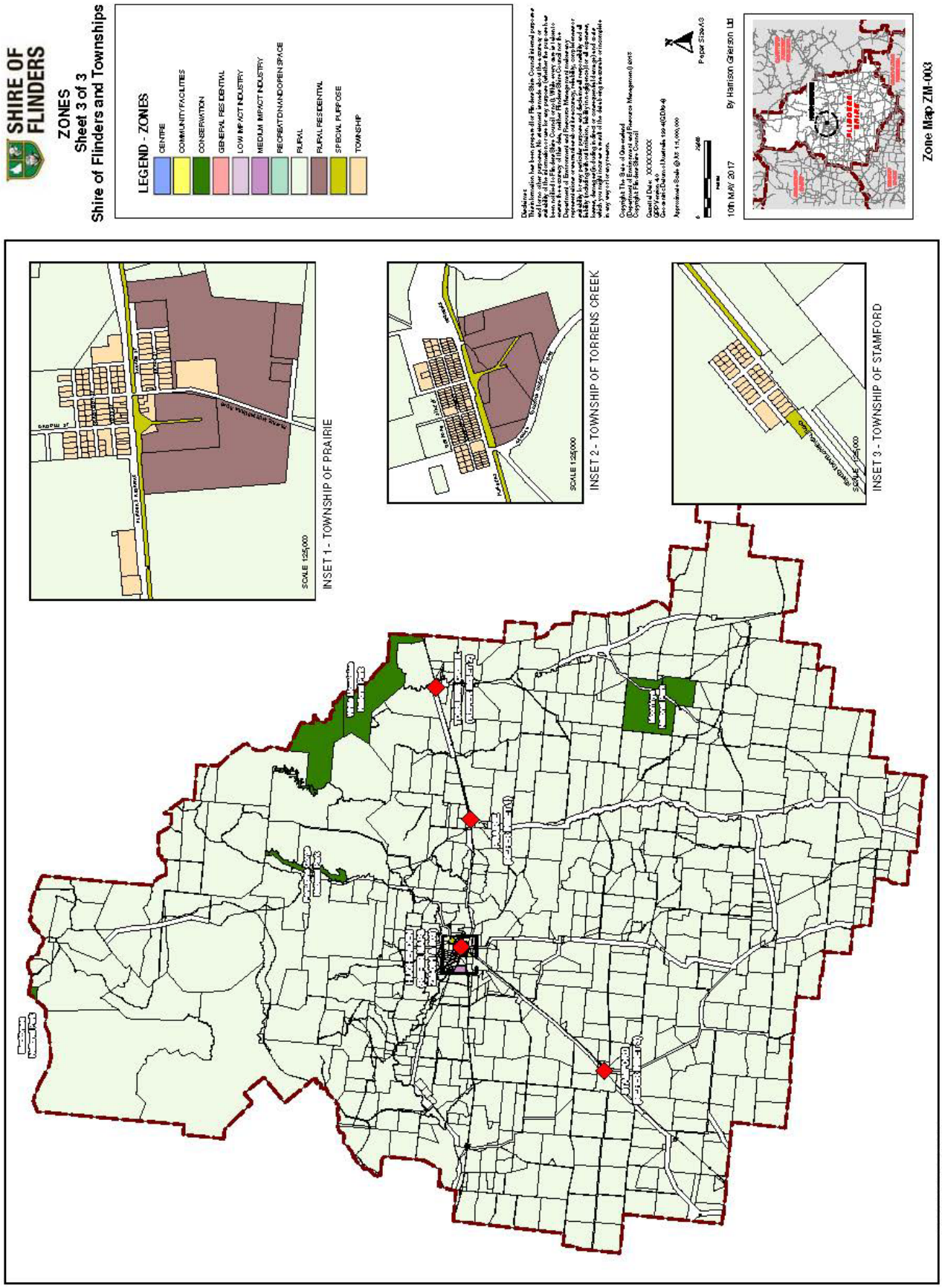
SHIRE OF FLINDERS
ZONES
Sheet 3 of 3
Shire of Flinders and Townships
LEGEND - ZONES
CENTRE
COMMUNITY FACILITIES
CONSERVATION
GENERAL RESIDENTIAL
LOW IMPACT INDUSTRY
MEDIUM IMPACT INDUSTRY
RECREATION AND OPEN SPACE
RURAL
RURAL RESIDENTIAL
SPECIAL PURPOSE
TOWNSHIP
Disclaimer
Copyright The State of Queensland (Department of Environment and Resource Management) 2005
Copyright Flinders Shire Council
Cadastral Data: XXXXXXXX
GDA Datum
Projection: Australia 1994 (GDA-94)
Approximate Scale @ A3: 1:1,000,000
Paper Size A3
10th MAY 2017
By Harrison Glerson Ltd
Zone Map ZM-003
INSET 1 - TOWNSHIP OF PRAIRIE
SCALE 1:25,000
INSET 2 - TOWNSHIP OF TORRENS CREEK
SCALE 1:25,000
INSET 3 - TOWNSHIP OF STAMFORD
SCALE 1:25,000

FLINDERS SHIRE COUNCIL

Corporate Plan

2023 – 2028

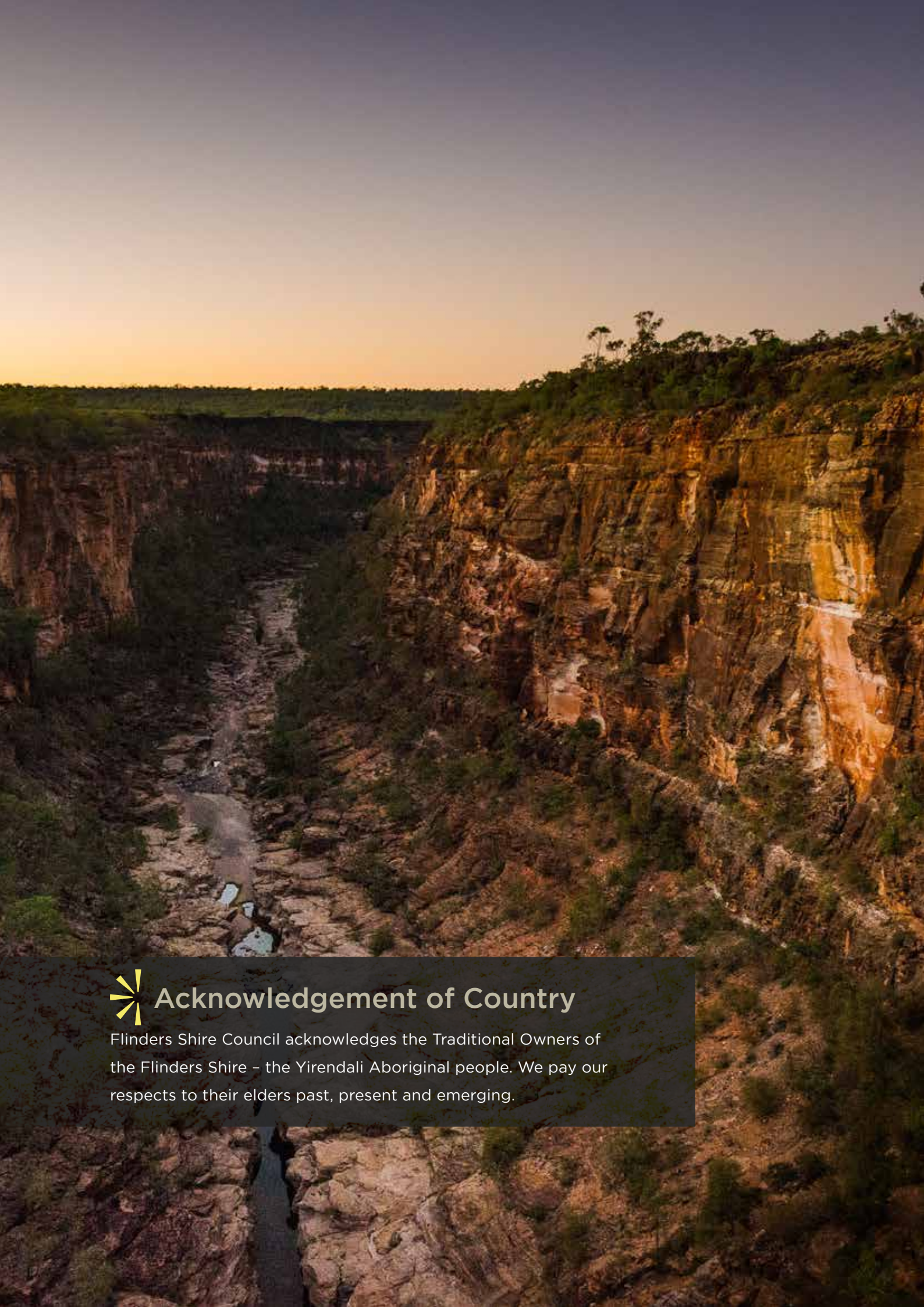

Acknowledgement of Country

Flinders Shire Council acknowledges the Traditional Owners of the Flinders Shire – the Yirendali Aboriginal people. We pay our respects to their elders past, present and emerging.

Contents

- Acknowledgement of Country 2
- Message from the Mayor & CEO 4
- Our Vision for the Future 5
- About the Flinders Shire 6
- Our Challenges 8
- Our Opportunities 9
- About the Flinders Shire Council 10
- The role of Local Government 11
- About the Corporate Plan 12
- Measuring Success 18

COVER PHOTO CREDIT: Jacob Townley

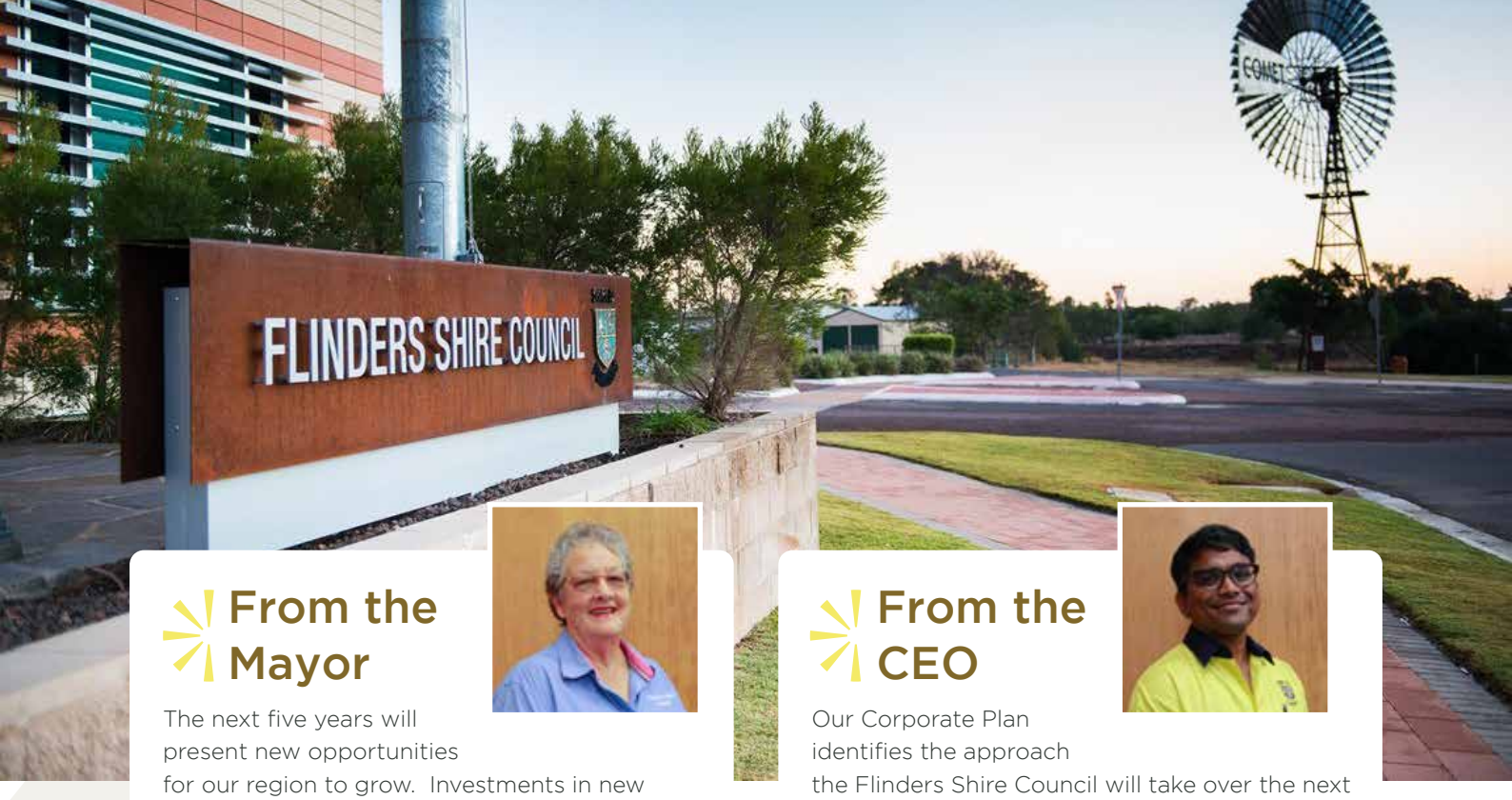

From the Mayor

The next five years will present new opportunities for our region to grow. Investments in new water storage, completion of the Kennedy Development Road upgrade, the Torrens Creek Aramac Road upgrade and increasing demand for renewable energy will see us positioned for new opportunities to grow and diversify our region's economy.

Combined with our now growing population, the Flinders Shire is set to become a major economic driver in the North West.

To ensure we capture the opportunities and overcome our challenges, we need to appropriately plan and prioritise where to invest our energy and resources.

This Corporate Plan outlines our Council's direction over the next five years, setting ambitious goals for our community and clearly outlining the role of the council to realise our combined vision for our economy, community and environment.

We live in a time of opportunity for the Flinders Shire, and with a renewed focus on economic and community development we have a clear set of priorities to grow our region. On behalf of my fellow Councillors, it is my pleasure to present the Corporate Plan for 2023-28.

Jane McNamara

From the CEO

Our Corporate Plan identifies the approach the Flinders Shire Council will take over the next five years.

For me, it is more than a legislative requirement for local government, it is an opportunity to confirm the community's vision and understand their expectations on Council in realising this vision.

This Corporate Plan translates the community's vision for the Flinders Shire and sets out clear objectives and outcomes, providing clear guidance of what needs to be done by the Flinders Shire Council in order to realise the opportunity that lays ahead of the community.

Thank you to all who participated in the formation of this new Corporate Plan. Your input has been essential in establishing our priorities, our future action areas and outcomes we need to achieve.

I'm looking forward to working with our elected councillors, council staff and the general community over the coming years as we deliver on this Corporate Plan.

Hari Boppudi

Our Vision for the Future

The Flinders Shire aims to be a thriving community in outback North Queensland.

We want to leverage our strengths to support a diversified and growing economy – proving opportunities for our residents for generations to come.

Implementing the Corporate Plan

This Corporate Plan will guide the action of the Council over the next five years. To ensure accountability and success of the Corporate Plan, Operational Plans will be developed. The progress will be measured and monitored through quarterly and annual reports.

CORPORATE PLAN	Council's five year vision, goals and expected outcomes.
OPERATIONAL PLAN	Annual plan to achieve actions and outcomes of the Corporate Plan.
QUARTERLY REPORT	Quarterly report to assess the progress and success of the Operational Plan.
ANNUAL REPORT	Provides an overview of Council's achievements.

About the Flinders Shire

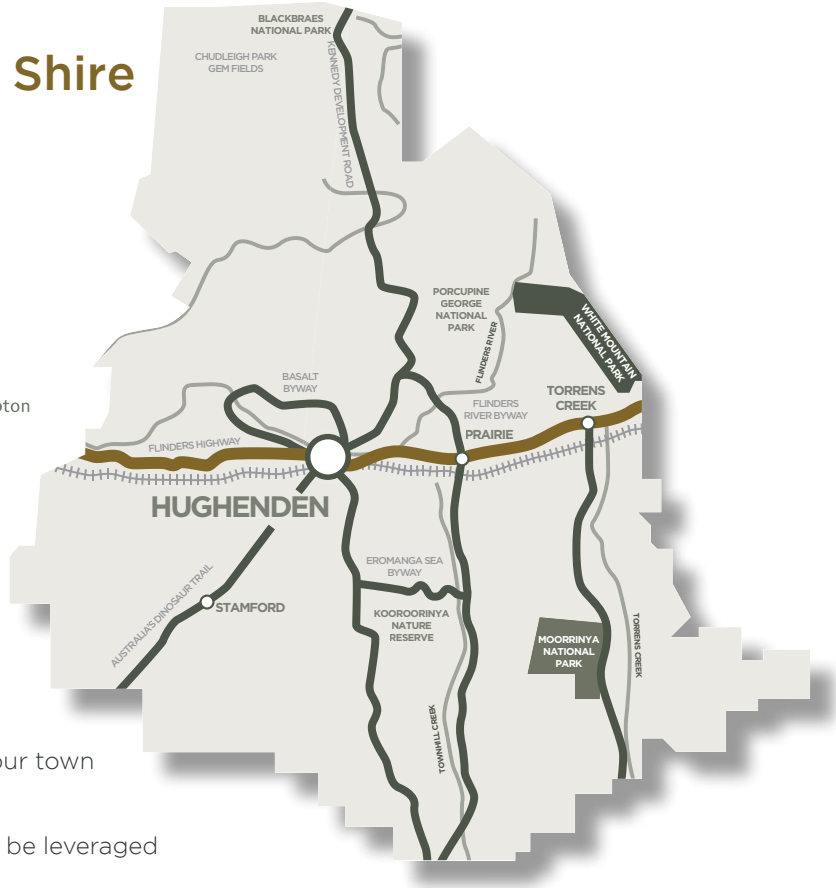

Our Natural Resources

The Flinders Shire has several natural resources which provide a point of difference to surrounding regions.

We are the headwaters of the Flinders River, one of Australia's largest river systems and our town is located above the Great Artesian Basin.

We are home to 4 National Parks, which can be leveraged to support new tourism opportunities.

We are home to nationally significant renewable energy resources (particularly wind).

We have a rich prehistoric past with the Mattaburrasaurus, the Hughenden Sauropod and the Queensland Pterosaur.

Home to the
Porcupine Gorge

The start of the
Flinders River

High quality renewable
Energy Resources

A key part of the
Dinosaur Trail

Our Economy

The economy in the Flinders Shire is primarily driven by agriculture, representing 56.1% of total GRP and 46.6% of total employment in 2020-21.

We are a key hub on the shortest travel route from the Far North (i.e., Cairns) to the South (i.e., Melbourne), enabling freight and leisure tourism opportunities.

Major beef breeding region

Growing drive and adventure tourism markets

High value irrigation opportunities

Renewable energy powerhouse

Our Community

We are a growing shire, with our population increasing through positive regional migration, showing our communities are places people are choosing to live in and establish businesses and grow their families.

1,521 residents

Average age 40.8

Experiencing net migration growth

11.3% Aboriginal and Torres Strait Islander

Our Challenges

1 Economic Concentration

The Flinders Shire is largely driven by one industry: cattle grazing. This heavy reliance on the success of one industry means fluctuations in the market conditions for beef, and seasonal climatic fluctuations, both positive or negative, have significant implications for the economy in Flinders.

2 Ageing Population

Like most regional communities, our population is aging. With 21% of the population over the age of 65, there are increasing need for health and community services that have been traditionally difficult to provide. An ageing population also means a decline in the working-age population, another challenge for the local economy.

3 Long-term Financial Sustainability

The Flinders Shire Council is highly reliant on State and Federal Government support to deliver essential services. To secure the long-term financial sustainability of our community, Council needs to identify new revenue opportunities to ensure it can continue to pay for essential infrastructure and services into the future.

Our Opportunities

1 Developing new industries

The Flinders Shire has a number of natural resources that can support economic diversification. From irrigated agriculture to high-value tourism, road freight, health services and large-scale renewable energy generation, the region has considerable potential to develop and sustain new industries.

2 Population Growth

Supporting population growth within Flinders is key to realising growth opportunities in our Shire. An increase in population will not just provide workers to existing industry, but will also support an overall increase in business activity and job growth.

3 Delivering catalytic infrastructure

Delivering catalytic infrastructure will support the diversification of the local economy and increase job opportunities. If done on commercial terms, Council can generate new revenue that can be used to fund new community services while enabling new economic activity in the Flinders Shire.

About the Flinders Shire Council

Guided by the strategic direction set by the community's elected representatives (Flinders Shire Councillors) the CEO and three directors (the executive management team) oversee and manage the operations of the organisation.

Under the Local Government Act, Council has a duty to ensure the system of local government is accountable, effective and efficient.

1,972 km road assets

Net operating surplus

Only 8.5% revenue from rates

Approximately 130 employees

Enabling Infrastructure

- Water network
- Sewer network
- Hughenden Aerodrome
- Regional waste recovery centre

Commercial Business Units

- Hughenden Saleyards
- Worker accommodation
- Hughenden Allen Terry Caravan Park
- Community Care Service
- Flinders Discovery Centre
- Hughenden Offstream Water Storage project (Waterbank) – to be established

Community Facilities

- Flinders Discovery Centre
- Hughenden Memorial Swimming Pool
- Hughenden Recreational Lake
- Diggers Entertainment Centre
- Flinders Shire Public Library
- Hughenden Centre for the Aged
- Hughenden Community Gym
- Various parks, playgrounds and recreational areas (i.e. Brodie Street Playground, Skate Park)



The role of Local Government

The roles and responsibilities of Local Government include:

- Providing and managing public recreational facilities
- Provision of local roads and infrastructure
- Water, sewerage, waste collection and animal management
- Town planning and development approvals
- Enforce local laws and manage services and activities

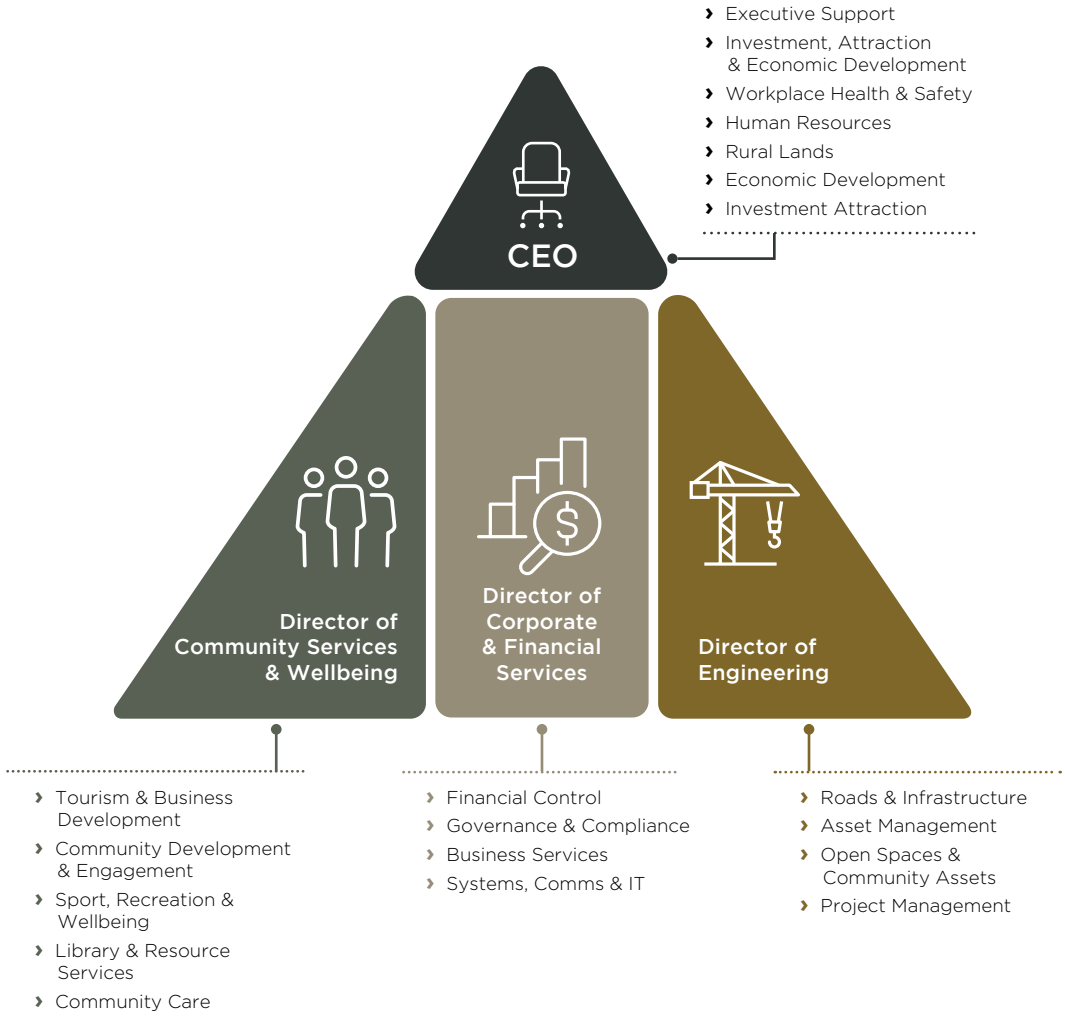

About the Corporate Plan

Flinders Shire Council will work with the community to realise their vision for the Flinders Shire.

Our Corporate Plan sets a fresh direction for the Flinders Shire Council for the next five years and outlines how the Flinders Shire Council will work towards realising our community's vision for the region.

A Corporate Plan in context

The Corporate Plan sets the future direction for Council over the next five years. The plan outlines how Council intends to achieve the outcomes and commitments highlighted in this document to deliver a vision for the Shire.

The Local Government Regulation 2012 (S165-166) requires that a Corporate Plan must outline the strategic direction of the Local Government, provide an overview of the performance indicators for success, outline the objectives of the commercial business unit and identify the nature of significant business activity conducted by the business unit.

Corporate Plans must be updated every five years. This Plan provides a forward plan for our Shire and our Council.

Realising the Flinders Shire Vision

Council can achieve the vision through:

- Delivering and operating enabling infrastructure to industry to support private investment
- Delivering services to improve quality of life and facilities for community use
- Advocating for state and federal investment in infrastructure and services
- Identifying and promoting regional development opportunities
- Plan for growth and unlock development opportunities

Developing the Corporate Plan

Workshop with Councillors → **Community survey** → **Plan development**

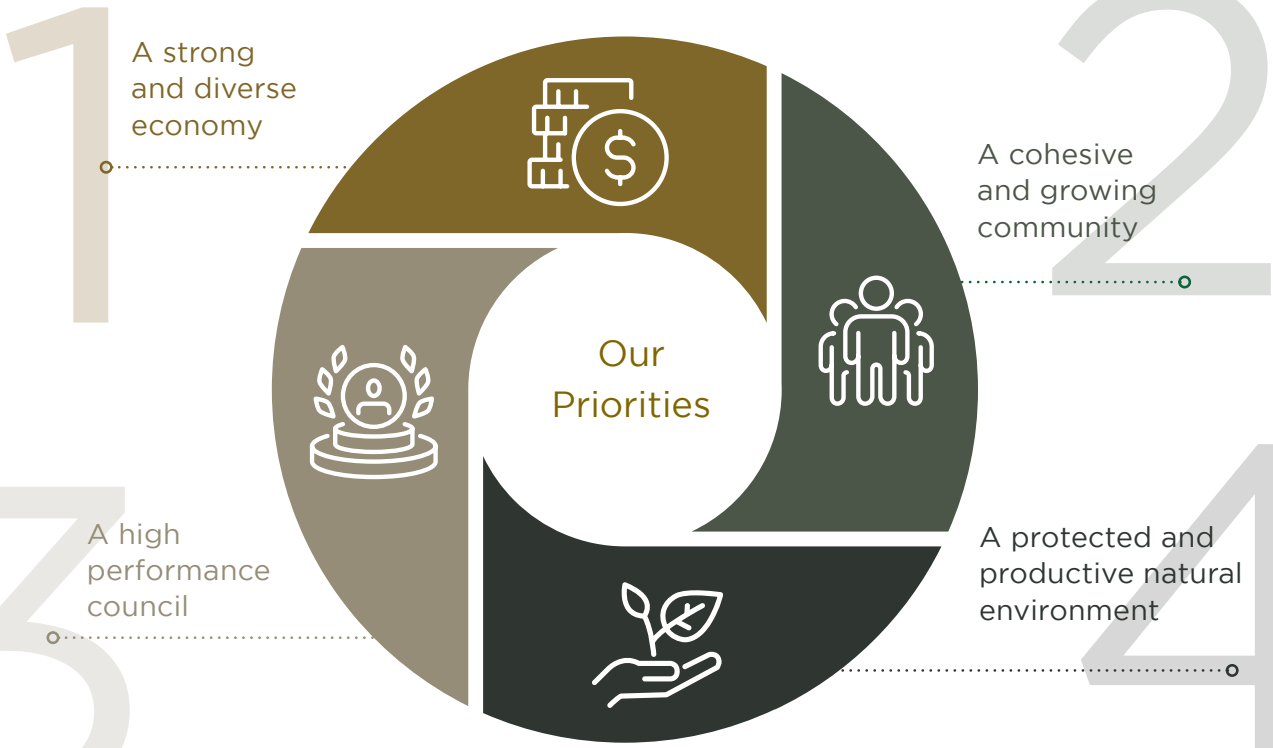

1 A strong and diverse economy

Supporting a diversified and resilient economy that drives growth and creates job opportunities.

1.1 SUPPORTING EXISTING INDUSTRIES

Grow and sustain existing industries within the Shire to foster a resilient economy.

What we will do

Explore opportunities to diversify the region's agricultural sector and support value adding of farm product

- Continue to promote the region's tourism opportunities to increase visitor spend in local businesses

Outcomes we want

- Higher value agricultural production
- Value adding of farm products
- Improved economic resilience to drought
- Increased number of visitors and value of visitor spend in local businesses

1.2 ATTRACTING NEW INDUSTRIES

Attract investment, create opportunities and develop relationships to create a diversified economy focused on population and job growth.

What we will do

- Promote business and investment opportunities in our Shire
- Advocate to State and Federal Government for infrastructure needed to unlock growth
- Support local and external investors to invest in new growth opportunities
- Deliver land use planning that supports growth in industrial developments

Outcomes we want

- Diversification of the economy
- New business investment in non-traditional areas of the economy
- More and diverse job opportunities
- Establishment of Country University Centres

1.3 SUPPORTING HOUSING SUPPLY

Support an increase in the supply of housing in the Flinders Shire, including the diversity of housing options to improve workforce retention and attraction.

What we will do

- Deliver land use planning that supports growth in residential developments
- Deliver trunk infrastructure to support a larger urban footprint (e.g. water, sewer network)
- Work with private industry to understand the development opportunity in the Flinders Shire

Outcomes we want

- Increase in residential housing construction
- Increase in supply of diverse housing (e.g. town houses, smaller homes, residential care homes) in the Flinders Shire

2 A cohesive and growing community

Foster a connected community that is happy and healthy, with strong community spirit and belonging.

2.1 SUPPORTING OUR UNIQUE LIFESTYLE

Improve the visual amenity of the communities within the Flinders Shire, improving liveability and capacity to attract new residents.

What we will do

- Beautification of the town centres
- Maintaining and expanding open areas, family friendly parks and community facilities
- Hosting town-shaping community events and promoting these with neighbouring communities and visitors

Outcomes we want

- Retention of existing population and attraction of new residents
- Residents to be proud of their town and community
- Attract new businesses to support a growing community

2.2 DELIVERING INFRASTRUCTURE AND SERVICES IN NEED

Ensure the range of services the community need are provided in a quality manner.

What we will do

- Deliver core community services, including community facilities (such as the pool and library) and services (such as community care and centrelink)
- Ensure reliable infrastructure including roads, water supply and sewerage
- Advocate for continuous improvement in state and private health facilities and services

Outcomes we want

- Local investment service provision meets current and future community needs
- Resident satisfaction with council delivered community services
- Continuous improvement in state and private health services
- Establishment of a waste recycling facility in Hughenden

2.3 BRINGING THE COMMUNITY TOGETHER

Create a connected community that supports a safe, healthy and quality lifestyle.

What we will do

- Provide opportunities for our community to celebrate our unique culture, heritage and identity
- Maintain our public places and spaces
- Support volunteers who deliver community activities and events
- Involve the community in key decisions about the future of our region

Outcomes we want

- Community-led events and activities
- Improved sustainability of community groups
- Increase in community cohesion and traditional community engagement

3 A protected and productive natural environment

Promoting and enhancing our unique natural environment for opportunities now and into the future.

3.1 SUSTAINABLY DEVELOPING WATER RESOURCES

Support and progress water infrastructure initiatives to support irrigated agricultural development and water management.

What we will do

- Investing in municipal infrastructure to improve water quality
- Secure water rights to support irrigated agricultural production and industry in the region
- Advocate to State and Federal Governments for water infrastructure projects including HIPCo

Outcomes we want

- Quality drinking water
- Increase in water for irrigated agricultural production and industry in the region

3.2 BIOSECURITY (MANAGING PESTS AND WEEDS)

Keep our environment as healthy as possible with a focus on pests and weed management.

What we will do

- Monitor the level of pests and weeds throughout the Shire
- Contribute to prevention management and eradication invasive pest plants and animals
- Support for the Good Neighbour Program
- Continue community awareness of key pests and weeds

Outcomes we want

- Prevention and early detection of key pests and weeds
- An educated community that is aware of key pest and weed risks
- Partnership with local landholders and other stakeholders in the containment and eradication of problematic pests and weeds

3.3 PROMOTING REGION'S UNIQUE ENVIRONMENT

Embrace and promote our unique natural assets to support opportunities for job creation and tourism growth that can financially support improved ecosystem services.

What we will do

- Promote the Shire's unique natural assets and prehistoric past to key visitor markets
- Work with local property owners and traditional owner groups to establish new eco-tourism business ventures that lead to improved environmental outcomes

Outcomes we want

- Encourage additional visitation and visitor spending in the region
- Greater awareness of the region's unique environmental
- Private-sector led environmental services

4 A high performance Council

Being a key supporter of economic and social growth as a community-focused and values-led Council.

4.1 EFFICIENT RESOURCE MANAGEMENT

Focus on efficient and accountable use of community resources.

What we will do

- Ensure efficient planning, organising and allocating of resources
- Support digital transformation and innovation across all council activity
- Creating meaningful performance data
- Invest in organisational improvement, training and leadership

Outcomes we want

- Continuous improvement of Council performance through constructive community feedback
- Innovation in service delivery to meet community needs
- Community sees value for money in council delivery of infrastructure and services

4.2 CUSTOMER SERVICE

Focus on providing the best possible experience for those who access Council services.

What we will do

- Deliver a positive customer experience to the community
- Be responsive to the needs of customers accessing Council services
- Take on board opportunities to improve our interaction with our community and our customers

Outcomes we want

- Community satisfaction with council services and service delivery
- Feedback on ways we can continue to improve our services

4.3 FINANCIAL SUSTAINABILITY

Council strives to be a financially sustainable organisation.

What we will do

- Ensure rates continue to remain at affordable levels for residents, business and industry
- Invest in alternative revenue streams that enable additional activity in the region
- Ensure community infrastructure and services are provided on a financially sustainable basis
- Advocate for appropriate funding support from the Queensland and Australian Governments

Outcomes we want

- Long-term financial sustainability of Council infrastructure and service delivery
- Adequate, secure funding from the Queensland and Australian Governments to deliver needed community services
- A commercial and ongoing economic return on investments

Measuring success

We are passionate about creating meaningful change in our Shire, generating opportunities to enable a strong and diverse economy, a cohesive and growing community, a protected and productive natural environment and a high performance council.

Performance

Council remain accountable and transparent on delivering on our focus priorities- doing what we said we will do in our Corporate Plan.

Effectiveness

Setting out to achieve the outcomes identified in the Corporate Plan and grow our community for future generations to come.

Impact

Identifying step-change in our Shire, measured by growth in:

- Gross Regional Product
- Economic diversity
- Employment
- Population
- Council financial sustainability

SHIRE OF FLINDERS

Contact us

ADDRESS	34 Gray Street, Hughenden QLD 4821
POSTAL	PO Box 274, Hughenden QLD 4821
TELEPHONE	(07) 4741 2900
FAX	(07) 4741 1741
EMAIL	flinders@flinders.qld.gov.au

FLINDERS SHIRE COUNCIL

Operational Plan 2023 – 2024

(Revised Budget)

Date	Resolution Number	Reference Number
2023 – 2024	3884	R23/5707
2023 – 2024 Quarter 1 Reporting		
2023 – 2024 Quarter 2 Reporting		
2023 – 2024 Quarter 3 Reporting		
2023 – 2024 Quarter 4 Reporting		

Discovery • Opportunity • Lifestyle

LEGISLATION

Under section 104(5) of the *Local Government Act 2009*, Council must adopt an Operational Plan each financial year. This plan sets out the work Council plans to do to contribute to the Corporate Plan 2023 - 2028. Council may amend the Operational Plan at any time by resolution. Council must discharge responsibilities in a way consistent with its Annual Operational Plan. Council must monitor progress against its Operational Plan and present updates to Council at least quarterly.

The *Local Government Regulation 2012* (section 175) states that the Operational Plan must:

- Be consistent with it's Annual Budget
- State how the local government progress the implementation of the Corporate Plan
- Manage Operational Risks

OPERATIONAL PLANNING

Council's Corporate Plan 2023 - 2028 is a five year plan which outlines how Council will progress.



The Operational Plan 2023-2024 is an important part of Council's strategic planning. The activities and projects in the Operational Plan 2023-2024 are funded from the annual budget. This plan is based around the outcomes and strategies in the Flinders Shire Council Corporate Plan and has been developed alongside the development of the 2023-2024 budget. This plan includes capital projects which are also monitored through the capital expenditure program.

This plan highlights what Council plan to deliver in the 2023-2024 financial year, towards achievement of the long term objectives and outcomes stated in the Corporate Plan. The Operational Plan is not intended to include every activity Council undertakes, in that many of the standard operations or initiatives of Council support the delivery of the Corporate Plan. The intention of the Operational Plan is to highlight the key projects planned for 2023-2024 which will specifically progress the implementation of the Corporate Plan 2023-2028.

MANAGING RISK

Council has a comprehensive Enterprise Risk Management Framework which sets out how Council manages its risks. Council maintains risk registers for strategic, operational and activity level risks and these are reviewed and updated quarterly before being approved by Council. In developing the Operational Plan, managers were asked to consider operational risks and what actions were needed to address these risks. Accordingly, the projects in the 2023-2024 Operational Plan address a broad number of Council's Operational Risks.

COUNCIL'S COMMERCIAL BUSINESS UNITS

The *Local Government Regulation 2012* requires Council to include an annual performance plan for each commercial business unit. Council does not operate any commercial business units.

MONITORING IMPLEMENTATION OF THIS PLAN

Under section 104(7) Council must carry out a review of the implementation of the Operational Plan annually. The Operational Plan will be monitored and quarterly reports on the progress against this plan will be presented to Council. These reports will provide an update on progress with the implementation of the projects within the plan.

The Flinders Shire Operational Plan for 2023-2024 is an important element in the overall strategic planning framework. This plan links relevant operational activities scheduled for the 2023-2024 period straight to the actions outlined in the 5 year Corporate Plan. These are all aimed at helping Council achieve the vision for the future of the Flinders Shire.

The Operational Plan 2023-2024 shows a range of strategies, outcomes, activities and targets grouped within four guiding principles. These guiding principles from the Corporate Plan, as listed below are reflected across into the structure of the Operational Plan.

PROJECTS AND PERFORMANCE INDICATORS

This section outlines the key projects and key performance indicators that Council has identified for the 2023-2024 financial year. These are in response to the following priority focus areas as outlined in the 2023-2028 Corporate Plan:

A STRONG AND DIVERSE ECONOMY	A HIGH PERFORMANCE COUNCIL
<u>Supporting Existing Industries</u> • Grow and sustain existing industries within the Shire to foster a resilient economy. <u>Attracting New Industries</u> • Attract investment, create opportunities and develop relationships to create a diversified economy focused on population and job growth. <u>Supporting Housing Supply</u> • Support an increase in the supply of housing in the Flinders Shire, including the diversity of housing options to improve workforce retention and attraction.	<u>Efficient Resource Management</u> • Focus on efficient and accountable use of community resources. <u>Customer Service</u> • Focus on providing the best possible experience for those who access Council services. <u>Financial Sustainability</u> • Council strives to be a financially sustainable organisation.

A COHESIVE AND GROWING COMMUNITY	A PROTECTED AND PRODUCTIVE NATURAL ENVIRONMENT
Supporting Our Unique Lifestyle • Improve the visual amenity of the communities within the Flinders Shire, improving liveability and capacity to attract new residents. Delivering Infrastructure and Services in Need • Ensure the range of services the community need are provided in a quality manner. Bringing the Community Together • Create a connected community that supports a safe, healthy and quality lifestyle.	Sustainably Developing Water Resources • Support and progress water infrastructure initiatives to support irrigated agricultural development and water management. Biosecurity (Managing Pests and Weeds) • Keep our environment as healthy as possible with a focus on pests and weed management. Promoting Region's Unique Environment • Embrace and promote our unique natural assets to support opportunities for job creation and tourism growth that can financially support improved ecosystem services.

DELIVERING THE PRIORITIES

The Flinders Shire Council's Operational Plan is a key plan for the Shire. It translates our priorities and services, set out in our five year Corporate Plan, into measurable actions for the financial year. Progress is reported to the council and the community quarterly and is available on our website.

Reporting over the four quarters of the financial year provides us with the opportunity to respond more effectively to significant changes in our operating environment: Social, Economic, Environmental, Workplace Health and Safety, Public Safety or internal changes that affect our organisation's capacity to deliver on these actions.

Status Legend: Colour coded indicates the progress of each action

Performance Report Progress Legend

	Complete	The Activity, key performance or milestone has been achieved
	On Target	The Activity, key performance indicator or milestone is either achieving target or within the defined target range. Generally there will be no significant issues to report at this level
	Monitor	The Activity, key performance indicator or milestone is progressing however needs to be monitored as it is currently not achieving the target
	Requires Action	The activity, key performance indicator or milestone is not reaching its target and requires action or active management
	On Hold	The Activity, key performance indicator or milestone or the management comment may explain that the activity, key performance indicator or milestone has not been achieved due to extenuating circumstances, for example unseasonable weather disrupting works or funding not received from an external source

SHIRE OF FLINDERS
Discovery • Opportunity • Lifestyle

A STRONG AND DIVERSE ECONOMY

BUDGET LINK	PROJECT DESCRIPTION	SERVICE MANAGER	QUARTER 1 (JUL, AUG, SEPT)	QUARTER 2 (OCT, NOV, DEC)	QUARTER 3 (JAN, FEB, MAR)	QUARTER 4 (APR, MAY, JUNE)
Supporting Existing Industries						
Ongoing	Maintain productive partnership with Commonwealth & State Governments, Regional and Industry bodies and other valued stakeholders and advocate on behalf of the Shire for development, roads and water strategy.	Mayor, Councillors & EMT				
Ongoing	Provide quality Visitor Information Centre (Flinders Discovery Centre – FDC) to promote visitor experience and businesses in the region	DCSW				
Ongoing	Collaborate with tourism operators and businesses to develop, promote and grow tourism product and experience.	CEO / DCSW				
Ongoing	Engage with the Shire's businesses to identify and exploit growth opportunities.	CEO / DCSW				
W *22-23*	Land Purchase, expansion of Caravan Park	CEO				
W *22-23*	Remove and Reinstate the 24 Room Accommodation at Caravan Park expansion	DOE				
New	Storage Room at Workers Accommodation	DOE				
Attracting New Industries						
Ongoing	Support Development of a Meat Processing Facility and Feedlot	CEO				
Ongoing	Actively promote the Shire & Region to attract and encourage of new industry & investment to the Shire	CEO / DCSW				
New	High Impact Industrial Development	CEO				
New	Medium Industrial Estate - Completion of Drainage Works	CEO				

Supporting Housing Supply						
W4929 *21-22*	Council Houses - Fencing of 9 Railway Houses in Railway Court	DOE				

SHIRE OF FLINDERS
Discovery • Opportunity • Lifestyle

A COHESIVE AND GROWING COMMUNITY

BUDGET LINK	PROJECT DESCRIPTION	SERVICE MANAGER	QUARTER 1 (JUL, AUG, SEPT)	QUARTER 2 (OCT, NOV, DEC)	QUARTER 3 (JAN, FEB, MAR)	QUARTER 4 (APR, MAY, JUNE)
Supporting Our Unique Lifestyle						
Ongoing	Review and update Flinders Discovery Centre Museum displays and interpretative signage	DCSW				
Ongoing	Identify, protect and promote historic sites and artefacts in the Shire	DCSW				
Delivering Infrastructure and Services in Need						
Ongoing	Coordinate and facilitate access to arts and culture through touring arts program	DCSW				
Ongoing	Provide community, cultural and sport & recreation facilities and services that meet the needs of the Shire	DCSW				
Ongoing	Provide eligible residents and visitors quality access to social services, information and resources, through being an agent for Services Australia	DCSW				
Ongoing	Provide eligible residents quality community care services.	DCSW				
Ongoing	Deliver well maintained facilities that meet the needs and expectations of users	DOE				
W4605 / W4644 *21-22*	Grand Hotel site activation project	DCSW / DOE				
W4602 *21-22*	Relocate & Install Windmill	DCSW / DOE				
W4760 *22-23*	Finalise Flinders Discovery Centre (FDC) – Upgrades Stage 3 – Internal Fittings and Coffee Shop	DCSW / DOE				
W4595 *20-21*	Prairie – new Kerb and Channel, sealing of parking areas	DOE				

W4873 *21-22*	Bones Memorial Drive and Flinders Heritage Trail	DOE				
W4918 *21-22*	Town Streets - Recreational Lake – Lake Memorial Drive Project ($150K)	DOE				
W4861 *21-22*	Brodie Street Footpath and Structures	DOE				
W4869 *21-22*	Sharkey Street (Saleyards Road to Morell St, 500m – RTR	DOE				
W4870 *21-22*	Town Streets – Stansfield Street (Sort out ponding issues from Flynn St to Bore No.5)	DOE				
W4765 *21-22*	Town Streets – Byers Street (Sort out ponding issues)	DOE				
W4872 *21-22*	Dutton Downs Road, Betterment works – Sawpit Creek and Ch 42.340	DOE				
W *22-23*	Prairie Road – Concrete works, Dinner Gully	DOE				
W5071 *22-23*	Swanson St Upgrade, McLaren Street to Queen Street	DOE				
W *22-23*	Old Richmond Rd - Progressive sealing 2023/2024 – TIDS/RTR	DOE				
W4568 *21-22*	Bore No.2 – Switchboard	DOE				
W4573 *21-22*	Water – Purchase of new Bore	DOE				
W4903 *22-23*	Water Mains Upgrade – As per Replacement Program 2022/2023	DOE				
W *22-23*	Water Mains 2022-2023 Upgrade – Prairie	DOE				
W5016 *22-23*	Safety Upgrades – State School	DOE				
W5017 *22-23*	Safety Upgrades – Catholic School	DOE				

New	Saleyard Upgrade – TMR	CEO				
New	Expansion of Showgrounds Camping Area – Possibility	CEO				
New	Brodie Street – Installation of Structures & Completion of Footpaths	DOE				
New	2023/2024 Reseals Town Streets	DOE				
New	2023/2024 Reseals Rural Roads	DOE				
New	Medium Industrial Estate / Morrell Street – R2R	DOE				
New	Floodways – R2R / TIDS	DOE				
New	Lake – New Powerboards	DOE				
New	Lake – Seating / Playground	DOE				
New	Brodie Street Playground Upgrades	DOE				
New	Brodie Street – Playground Upgrade of Boundary Fence	DOE				
New	Mt Walker CCTV	DOE				
New	Stamford-Lerida Road	DOE				
New	Stamford-Marathon Road	DOE				
New	Jula Park Road	DOE				
New	Hazelrig Road	DOE				

New	Aberfoyle Road	DOE				
New	Ashton Road	DOE				
New	Prairievale Road	DOE				
New	Ulva Road	DOE				
New	Airport – Upgrade & Expansion of the Apron – TMR	DOE				
New	Showgrounds – Grandstand Seating	DOE				
New	Pumps Approaching End of Life – Out of Sewerage Budget – Pump Station 1 & 2 NH 1	DOE				
New	New Residential Water Mains – Land Sales Hughenden	DOE				
New	New Residential Sewer Mains – Land Sales Hughenden	DOE				
New	New Residential Water Mains – Christensen Street Prairie	DOE				
New	New footpath – from School to the Pub (Prairie)	DOE				
New	Forming up and building the existing drains and undertake any additional works as warranted (Prairie)	DOE				
New	Additional Water Tank + SCADA interface – Prairie	DOE				
Bringing the Community Together						
Ongoing	Encourage and support local organisations to grow and improve their community events, sports & recreation and cultural activities	DCSW				
Ongoing	Provide quality library service offering a suite of resources, programs and activities for the whole of community	DCSW				

Ongoing	Plan and facilitate major event/festival which stimulates economic development and features iconic community assets	CEO / DCSW				
Ongoing	Collaborate with public health and community organisations to promote health & wellbeing	DCSW				
Ongoing	Implementation of Reconciliation Action Plan (Reflect)	DCSW				

SHIRE OF FLINDERS
Discovery • Opportunity • Lifestyle

A HIGH PERFORMANCE COUNCIL

BUDGET LINK	PROJECT DESCRIPTION	SERVICE MANAGER	QUARTER 1 (JUL, AUG, SEPT)	QUARTER 2 (OCT, NOV, DEC)	QUARTER 3 (JAN, FEB, MAR)	QUARTER 4 (APR, MAY, JUNE)
Efficient Resource Management						
19157	Plant Purchases – Per Program (Net) 2021/2022	DOE				
W *22-23*	Plant Purchases – Per Program (Net) 2022/2023	DOE				
New	Plant Purchases – Per Program (Net) 2023/2024	DOE				
New	Works Depot Staff Toilet Upgrade	DOE				
New	Replacement of Office Photocopier & Council Chambers	DCFS				
Customer Service						
Ongoing	Open, Two-Way & Ongoing Community Engagement in Decision-Making	Council / EMT				
Ongoing	Ensure compliance with the Local Government Act, Regulations and relevant laws & Codes.	CEO / All Directors				
Ongoing	Provide meaningful learning & development opportunities for Councillors & staff oriented toward a performance culture	CEO / HR				
Ongoing	Continue to strengthen a safety conscious culture	CEO				
Ongoing	Financial and operational monthly management reporting on projects and service delivery to Council	CEO / All Directors				
Financial Sustainability						

SHIRE OF FLINDERS
Discovery • Opportunity • Lifestyle

A PROTECTED AND PRODUCTIVE NATURAL ENVIRONMENT

BUDGET LINK	PROJECT DESCRIPTION	SERVICE MANAGER	QUARTER 1 (JUL, AUG, SEPT)	QUARTER 2 (OCT, NOV, DEC)	QUARTER 3 (JAN, FEB, MAR)	QUARTER 4 (APR, MAY, JUNE)
Sustainably Developing Water Resources						
W4857 *21-22*	Riverbank protection works – Bond Lane	DOE				
W4848 *21-22*	Hughenden Water Bank – Survey, detailed design, and detailed business case	CEO				
W4848 *22-23*	Hughenden Water Bank – Planning & Approvals	CEO				
W *22-23*	Construction of Hughenden Off stream Storage	CEO				
New	Ground Water Exploration & Drilling	CEO				
Biosecurity (Managing Pests and Weeds)						
Ongoing	Strategic management of wild dogs & their impact	CEO / Rural Lands				
Ongoing	Extension of Good Neighbour Program (GNP)	CEO / Rural Lands				
Promoting Region's Unique Environment						
Ongoing	Compliance with Environmental Management legislation and our environmental licence	CEO / All Directors				

COST RECOVERY FEES & COMMERCIAL CHARGES

2023-2024

UPDATED: 23 January 2024 (Revised Budget Meeting)

REFERENCE NUMBER: SF23/98 - R23/5711 **VERSION NUMBER: 2**

ADOPTION DATE: 23 January 2024 **RESOLUTION NUMBER: 3883**

CONTENTS

	PAGE
AGED PERSONS ACCOMMODATION …….	3
AIRPORT…….....…	4
ANNUAL REGISTRATION OF PREMISES…….……	5
ART & CULTURE …….……	5
BUILDING APPLICATIONS ……..…	6
CARAVAN PARK - HUGHENDEN ALLEN TERRY ……..	7
CARAVAN PARK - WORKERS ACCOMMODATION …	7
CEMETERY AND FUNERALS ……...	8
COMMUNITY BUS ……...	11
COMMUNITY CARE ……	12
COUNCIL MEETING ROOMS……..……	25
DIGGERS ENTERTAINMENT CENTRE (DEC) ……...	26
DOGS / CATS …….....…….	29
ENVIRONMENTAL & HEALTH …….	31
EQUIPMENT HIRE ……..	32
FLINDERS DISCOVERY CENTRE ……	34
GYMNASIUM - HUGHENDEN COMMUNITY GYM……	37
HORSES, CATTLE & OTHER GRAZING ANIMALS ……	38
PHOTOCOPYING ……	40
PLANNING AND DEVELOPMENT …….	43
PRAIRIE HALL…….…….……..	45
RIGHT TO INFORMATION……..….	45
RURAL ADDRESSING…….	45
RURAL LANDS……..	46
STOCKROUTE…….	47
SEARCHES AND DOCUMENTS…….....	48
SEWERAGE SERVICES…….....…….	50
SHOWGROUNDS……..…….....…….	51
SWIMMING POOL…….	56
WASTE MANAGEMENT…….	58
WATER SERVICES…….	59

FLINDERS SHIRE COUNCIL – COST RECOVERY FEES & COMMERCIAL CHARGES 2023-2024									
TYPE OF CHARGE	UNIT OF MEASURE	AMOUNT	GST	RECEIPT TYPE	GENERAL LEDGER	COST RECOVERY FEE / COMMERCIAL CHARGE	NEW AUTHORITY	LEGISTATION & SECTION	LGA 2009 S97(2) PARAGRAPH

AGED PERSONS ACCOMMODATION

HUGHENDEN CENTRE FOR THE AGED - HCA

Short-Term

Rental Units - Furnished (Client / Carer)	Per Unit/Per night	$ 50.00	No GST	AR (number only)	02360.0110.0138	CC	LGA 2009	S262(3)(c)	
Rental Units - Furnished (Client / Carer)	Per Unit/Per week	$ 250.00	No GST	AR (number only)	02360.0110.0138	CC	LGA 2009	S262(3)(c)	
Rental Units - Furnished (Contractor / Non-Client)	Per Unit/Per night	$ 150.00	No GST	AR (number only)	02360.0110.0138	CC	LGA 2009	S262(3)(c)	

Long-Term

Rental Units - Furnished	Per Unit/Per week	$ 250.00	No GST	AR (number only)	02360.0110.0138	CC	LGA 2009	S262(3)(c)	
Bond - Furnished	Per Unit	$ 1,000.00	No GST	502	19760.9800.9800	Refundable	LGA 2009	S262(3)(c)	
Rental Units - Not Furnished	Per Unit/Per week	$ 150.00	No GST		02360.0110.0138	CC	LGA 2009	S262(3)(c)	
Bond - Not Furnished	Per Unit	$ 600.00	No GST	502	19760.9800.9800	Refundable	LGA 2009	S262(3)(c)	

PENSIONER COTTAGES - HAMMOND COURT

Pensioner Cottages No's 1 - 6	Per Unit/Per week	$ 90.00	No GST	AR (number only)	01850.0110.0138	CC	LGA 2009	S262(3)(c)	
Bond for Cottage	Per Unit	$ 400.00	No GST	502	19760.9800.9800	Refundable	LGA 2009	S262(3)(c)	

FLINDERS SHIRE COUNCIL – COST RECOVERY FEES & COMMERCIAL CHARGES 2023-2024									
TYPE OF CHARGE	UNIT OF MEASURE	AMOUNT	GST	RECEIPT TYPE	GENERAL LEDGER	COST RECOVERY FEE / COMMERCIAL CHARGE	NEW AUTHORITY	LEGISTATION & SECTION	LGA 2009 S97(2) PARAGRAPH

AIRPORT

(A) GENERAL

Aircraft Landing Fee	Per tonne per landing	$ 13.50	✓	500	01510.0110.0115	CC	LGA 2009	S262(3)(c)	
Hanger Lease Fee	Minimum General Rate Per Annum	$ 450.50	✓	500	01510.0110.0115	CC	LGA 2009	S262(3)(c)	

(B) DISCOUNTS/SUBSIDISED RATES

Permanently Based Aircraft	Per Annum	$ 197.00	✓	500	01510.0110.0115	CC	LGA 2009	S262(3)(c)	
Medical and Emergency Aircraft		Exempt - Landing Charges		500	01510.0110.0115		LGA 2009	S262(3)(c)	
Gliding/Hang Gliding Activities	Per Visit	$ 57.00	✓	502	01510.0110.0115	CC	LGA 2009	S262(3)(c)	
Flight Training Exercises (First four landings per day - thereafter free of charge)	Per tonne per landing	$ 13.50	✓	502	01510.0110.0115	CC	LGA 2009	S262(3)(c)	

Below exempt from all Hughenden Landing Fees and Charges firefighting aircraft registered with NAFC:

* BDOG – Birddog
* BBMBR – Bomber
* FBRD – Firebird
* FSCN – Firescan
* SPTR – Firespotter
* HTAC – Helitak

NOTE: Ensure if there are any changes to fees that Avdata are notified.

FLINDERS SHIRE COUNCIL – COST RECOVERY FEES & COMMERCIAL CHARGES 2023-2024									
TYPE OF CHARGE	UNIT OF MEASURE	AMOUNT	GST	RECEIPT TYPE	GENERAL LEDGER	COST RECOVERY FEE / COMMERCIAL CHARGE	NEW AUTHORITY	LEGISTATION & SECTION	LGA 2009 S97(2) PARAGRAPH

ANNUAL REGISTRATION OF PREMISES

Food Licence Application/Renewal	Per premises-business	$ 100.00	Exempt	AR (number only)	02060.0105.0086	CRF	Food Act 2006 s(85)		(2)(a)
Hairdresser's Inspection Fee	Per inspection	$ 34.00	Exempt	AR (number only)	02060.0105.0086	CRF	(Infection Control for Personal Appearance Services) - s105		(2)(a)
Licensing of a Caravan Park	Initial Payment upon Licensing (once only)	$ 68.00	Exempt	AR (number only)	02060.0105.0086	CRF	Local Law No 1 (Caravan Park Operators) or (Camping & Camping Grounds) - s6		(2)(a)

ARTS & CULTURE

TOURING PERFORMANCES

Adults	Per Adult	$ 25.00	✓	500	01745.0101.0107	CC	LGA 2009	S262(3)(c)	
School Aged Children	Per Child	$ 5.00	✓	500	01745.0101.0107	CC	LGA 2009	S262(3)(c)	

NOTE: At the discreation of the CEO, prices may vary due to cost-recovery of performance expenses

BUILDING APPLICATIONS

1. REMOVALS AND RE-ERECTION OF CLASS 1 TO CLASS 10 BUILDINGS
Removal of Buildings into or out of the towns of Hughenden, Prairie, Torrens Creek and Stamford but not rural areas.

* Payment of Security Deposit Bond and Route Bond to be made prior to removal.
* Security Deposit Bond refunded on presentation of Final Certificate.
* Route Bond refunded on presentation of Final Certificate less cost of Route Inspection Fee at cost and damage if applicable.
* GL Trust Fund – new account for each deposit (GST exempt) - receipt using Application DD Number as reference.

TYPE OF CHARGE	UNIT OF MEASURE	AMOUNT	GST	RECEIPT TYPE	GENERAL LEDGER	COST RECOVERY FEE / COMMERCIAL CHARGE	NEW AUTHORITY	LEGISTATION & SECTION	LGA 2009 S97(2) PARAGRAPH
Security Deposit Bond	Per Approval	$ 8,829.50	No GST	609	19755.9755.9800	CRF			(2)(e)
Route Bond	Per Approval	$ 2,759.50	No GST	609	19755.9755.9800	CRF			(2)(e)
Route Inspection Fee	Per Approval	At Cost Price	Exempt	501	02010.0105.0062	CRF			(2)(e)
Route Inspection Fee	Per Approval	At Cost Price	Exempt	501	02010.0105.0062	CRF			(2)(e)

NOTE: Applicants to be referred to private certifiers for the appropriate fees that are applicable. Council to charge an archiving fee for the receipt of building applications from private certifiers.

Archive Fee for Building Approvals	Per Approval	$ 44.50	Exempt	1001	02010.0105.0064	CRF			(2)(e)
Applications for Drainage Plan Approvals	Per Application	$ 575.00	Exempt	501	02010.0105.0063	CRF			(2)(e)
Plumbing Inspection for Building Contractors	Per Inspection	$ 122.00	✓	500	02010.0105.0063	CRF			(2)(e)
Building Footings Inspection	Per Inspection	$ 166.00	✓	500	02010.0105.0058	CRF			(2)(e)
Plumber Drainage Plan Approval	Per Connection	$ 96.00	Exempt	501	02010.0105.0058	CRF			(2)(e)

CARAVAN PARK - HUGHENDEN ALLEN TERRY

TYPE OF CHARGE	UNIT OF MEASURE	AMOUNT	GST	RECEIPT TYPE	GENERAL LEDGER	COST RECOVERY FEE / COMMERCIAL CHARGE	NEW AUTHORITY	LEGISTATION & SECTION	LGA 2009 S97(2) PARAGRAPH
Deluxe Cabin (1 or 2 Bedroom) - with Ensuite	Per Double	$ 124.00	✓	706	02150.0110.0980	CC	LGA 2009	S262(3)(c)	
Standard Cabin (1 Bedroom) - with Ensuite	Per Double	$ 108.50	✓	704	02150.0110.0980	CC	LGA 2009	S262(3)(c)	
Extra Person - Cabin with Ensuite	Per Person	$ 15.50	✓	704	02150.0110.0980	CC	LGA 2009	S262(3)(c)	
Standard Cabin (1 Bedroom) –No Ensuite	Per Double	$ 93.00	✓	705	02150.0110.0980	CC	LGA 2009	S262(3)(c)	
Extra Person - Cabin No Ensuite	Per Person	$ 15.50	✓	705	02150.0110.0980	CC	LGA 2009	S262(3)(c)	
Single Room - with Ensuite	Per Person - Per Day	$ 79.50	✓	703	02150.0110.0980	CC	LGA 2009	S262(3)(c)	
Accommodation - Shared Facilities - on Application only	Per Room	$ 57.00	✓	707	02150.0110.0980	CC	LGA 2009	S262(3)(c)	
Powered Caravan Site	Double	$ 31.00	✓	702	02150.0110.0980	CC	LGA 2009	S262(3)(c)	
Powered Caravan Site	Single	$ 26.00	✓	702	02150.0110.0980	CC	LGA 2009	S262(3)(c)	
Extra Person - Powered Sites	Per Adult	$ 10.50	✓	702	02150.0110.0980	CC	LGA 2009	S262(3)(c)	
Extra Person - Powered Sites	Per Child 12 & Under	$ 5.50	✓	702	02150.0110.0980	CC	LGA 2009	S262(3)(c)	
Non Powered - Camping Site	Double	$ 21.00	✓	701	02150.0110.0980	CC	LGA 2009	S262(3)(c)	
Non Powered - Camping Site	Single	$ 10.50	✓	701	02150.0110.0980	CC	LGA 2009	S262(3)(c)	
Extra Person - Non Powered Site	Per Adult	$ 10.50	✓	701	02150.0110.0980	CC	LGA 2009	S262(3)(c)	
Extra Person - Non Powered Site	Per Child 12 & Under	$ 5.50	✓	701	02150.0110.0980	CC	LGA 2009	S262(3)(c)	

CARAVAN PARK - WORKERS ACCOMMODATION

Single Room - with Ensuite	Per Person - Per Day	$ 80.00	✓	800	01580.0110.0979	CC	LGA 2009	S262(3)(c)	
Single Room - with Ensuite, unserviced & no linen supplied **Note: CEO to review and approve applications for proponent to be eligible for this rate**	Per Adult - Per Week	$ 170.00	✓	800	01580.0110.0979	CC	LGA 2009	S262(3)(c)	

TYPE OF CHARGE	UNIT OF MEASURE	AMOUNT	GST	RECEIPT TYPE	GENERAL LEDGER	COST RECOVERY FEE / COMMERCIAL CHARGE	NEW AUTHORITY	LEGISTATION & SECTION	LGA 2009 S97(2) PARAGRAPH

CEMETERY AND FUNERALS

CEMETERY

Cemetery - Physical Records Search	Per Application in Writing	$ 34.00	✓	81	1530.0110.0119	CC	LGA 2009	S262(3)(c)	
Reservation of Burial Plot	Per Plot	$ 324.50	✓	82	1530.0110.0119	CC	LGA 2009	S262(3)(c)	
Reservation of Columbarium Wall Plot	Per Plot	$ 51.50	✓	82	1530.0110.0119	CC	LGA 2009	S262(3)(c)	
Ashes in Columbarium Wall	Per Site	$ 332.00	✓	83	1530.0110.0119	CC	LGA 2009	S262(3)(c)	
Ashes Burial (Includes cost of Plaque and Installation)	Per Burial	$ 442.00	✓	83	1530.0110.0119	CC	LGA 2009	S262(3)(c)	
Application - Erect Headstone	Per Application	$ 55.00	✓	80	1530.0110.0119	CC	LGA 2009	S262(3)(c)	
Purchase of a Council Headstone	Per Headstone	$ 89.00	✓	80	1530.0110.0119	CC	LGA 2009	S262(3)(c)	
Purchase of Plaque for Council Headstone	Per Plaque	At Cost Price	✓	80	1530.0110.0119	CC	LGA 2009	S262(3)(c)	
Purchase of Memorial Plaques	Per Plaque	At Cost Price	✓	80	1530.0110.0119	CC	LGA 2009	S262(3)(c)	
Ashes Interred with Existing Grave		$ 82.50	✓	83	1530.0110.0119	CC	LGA 2009	S262(3)(c)	

FUNERAL/UNDERTAKER SERVICES - INFORMATION

ADULT BURIAL - Including standard adverts, standard coffin and during working hours
CHILD BURIAL - Including standard adverts, standard coffin, under the age of 16 years and during working hours
STANDARD ADVERTISING - 1 Local Notice, 1 Radio Announcement, 1 Newspaper Advert. Any extra to be charged at quoted price.
Costing Notes:

* No Coffin - Less $500.00 off cost
* No Advertising (radio/print) - less $200.00 off cost.

FUNERAL/UNDERTAKER SERVICES - HUGHENDEN CEMETERY

Adult Burial	Per Burial	$ 5,519.00	✓	84	01530.0110.0119	CC	LGA 2009	S262(3)(c)	
Burial for 2nd Person in Existing Plot	Per Burial	$ 5,298.50	✓	84	01530.0110.0119	CC	LGA 2009	S262(3)(c)	
Child Burial	Per Burial	$ 4,746.50	✓	84	01530.0110.0119	CC	LGA 2009	S262(3)(c)	
Weekends and Public Holidays	An additional cost per Burial	$ 608.00	✓	84	01530.0110.0119	CC	LGA 2009	S262(3)(c)	

TYPE OF CHARGE	UNIT OF MEASURE	AMOUNT	GST	RECEIPT TYPE	GENERAL LEDGER	COST RECOVERY FEE / COMMERCIAL CHARGE	NEW AUTHORITY	LEGISTATION & SECTION	LGA 2009 S97(2) PARAGRAPH

FUNERAL/UNDERTAKER SERVICES - HUGHENDEN LAWN CEMETERY

Adult Burial	Per Burial	$ 5,547.00	✓	84	01530.0110.0119	CC	LGA 2009	S262(3)(c)	
Burial for 2nd Person in Existing Plot	Per Burial	$ 5,298.50	✓	84	01530.0110.0119	CC	LGA 2009	S262(3)(c)	
Child Burial	Per Burial	$ 4,746.50	✓	84	01530.0110.0119	CC	LGA 2009	S262(3)(c)	
Weekends and Public Holidays	An additional cost per Burial	$ 608.00	✓	84	01530.0110.0119	CC	LGA 2009	S262(3)(c)	

Please Note:
* Headstone and Vase for Lawn Cemetery included in costing.
* Plaque for Lawn Cemetery incurs an additional cost to be invoiced.

FUNERAL/UNDERTAKER SERVICES - MEMORIAL

Memorial in exc. Advertising	Per Memorial	$ 442.00	✓	84	01530.0110.0119	CC	LGA 2009	S262(3)(c)	
Memorial Advertising		At Cost Price	✓	84	01530.0110.0119	CC	LGA 2009	S262(3)(c)	

FUNERAL/UNDERTAKER SERVICES - PRAIRIE

Adult Burial	Per Burial	$ 6,180.00	✓	84	01530.0110.0119	CC	LGA 2009	S262(3)(c)	
Burial for 2nd Person in Existing Plot	Per Burial	$ 5,960.00	✓	84	01530.0110.0119	CC	LGA 2009	S262(3)(c)	
Child Burial	Per Burial	$ 5,519.00	✓	84	01530.0110.0119	CC	LGA 2009	S262(3)(c)	
Other Services		At Cost Price	✓	84	01530.0110.0119	CC	LGA 2009	S262(3)(c)	
Weekends and Public Holidays	An Additional Cost Per Burial	$ 431.00	✓	84	01530.0110.0119	CC	LGA 2009	S262(3)(c)	
Memorial exc. Advertising	Per Memorial Plus Travel	$ 624.50	✓	84	01530.0110.0119	CC	LGA 2009	S262(3)(c)	

FLINDERS SHIRE COUNCIL – COST RECOVERY FEES & COMMERCIAL CHARGES 2023-2024									
TYPE OF CHARGE	UNIT OF MEASURE	AMOUNT	GST	RECEIPT TYPE	GENERAL LEDGER	COST RECOVERY FEE / COMMERCIAL CHARGE	NEW AUTHORITY	LEGISTATION & SECTION	LGA 2009 S97(2) PARAGRAPH

FUNERAL/UNDERTAKER SERVICES - TORRENS CREEK

Adult Burial	Per Burial	$ 6,512.00	✓	84	01530.0110.0119	CC	LGA 2009	S262(3)(c)	
Burial for 2nd Person in Existing Plot	Per Burial	$ 6,291.50	✓	84	01530.0110.0119	CC	LGA 2009	S262(3)(c)	
Child Burial	Per Burial	$ 5,519.00	✓	84	01530.0110.0119	CC	LGA 2009	S262(3)(c)	
Other Services		At Cost Price	✓	84	01530.0110.0119	CC	LGA 2009	S262(3)(c)	
Weekends and Public Holidays	An Additional Cost Per Burial	$ 431.00	✓	84	01530.0110.0119	CC	LGA 2009	S262(3)(c)	
Memorial exc. Advertising	Per Memorial Plus Travel	$ 826.50	✓	84	01530.0110.0119	CC	LGA 2009	S262(3)(c)	

HANDLING FEE - OTHER THAN FOR FUNERALS

Handling Fee - Weekdays	As Quoted Per Day - Plus Time Plus Travel	$ 276.50	✓	84	01530.0110.0119	CC	LGA 2009	S262(3)(c)	
Handling Fee - Weekends	As Quoted Per Day - Plus Time Plus Travel	$ 552.50	✓	84	01530.0110.0119	CC	LGA 2009	S262(3)(c)	

FUNERAL BOOKS

Book Creation	Per Booklet	$ 56.00	✓	170	01710.0110.0135		LGA 2009	S262(3) (c)	
Booklet Printing (4 pages per page) - Black & White	Per Copy	$ 0.10	✓	170	01710.0110.0135		LGA 2009	S262(3) (c)	
Booklet Printing (4 pages per page) - Colour	Per Copy	$ 0.40	✓	170	01710.0110.0135		LGA 2009	S262(3) (c)	

TYPE OF CHARGE	UNIT OF MEASURE	AMOUNT	GST	RECEIPT TYPE	GENERAL LEDGER	COST RECOVERY FEE / COMMERCIAL CHARGE	NEW AUTHORITY	LEGISTATION & SECTION	LGA 2009 S97(2) PARAGRAPH

COMMUNITY BUS

COMMUNITY BUS - 18 Seater Coaster

Bus Hire	Per Day	$ 113.50	✓	53	01860.0110.0143	CRF	LGA 2009	S262(3)(c)	
Bus Hire - Taxi Children around Town	Per Day	$ 34.00	✓	53	01860.0110.0143	CRF	LGA 2009	S262(3)(c)	
Bus Hire - under 3 hours	Per Hour	$ 23.00	✓	53	01860.0110.0143	CRF	LGA 2009	S262(3)(c)	
Bus Hire - over 3 hours (minimum fee of $100 per day)	Per Day	$ 113.50	✓	53	01860.0110.0143	CRF	LGA 2009	S262(3)(c)	
OR (per kilometre whichever is higher)	Per Klm	$ 0.78	✓	53	01860.0110.0143	CRF	LGA 2009	S262(3)(c)	
BUS HIRE - 1/2 DAY HIRE (Returned by 1pm)	1/2 Day	$ 57.00	✓	53	01860.0110.0143	CRF	LGA 2009	S262(3)(c)	
Deposit - For Outside Groups or Individuals (Not payable by Shire Community Groups)	Per Hiring	30% of Estimated Hire Fee	No GST	53	01860.0110.0143	CRF	LGA 2009	S262(3)(c)	

COMMUNITY CARE BUS - 10 Seater

Bus Hire, Taxi Children around Town	Per Day	$ 23.00	✓	70	01970.0110.0143	CRF	LGA 2009	S262(3)(c)	
Bus Hire, Taxi Children around Town	Per 1/2 Day	$ 14.50	✓	70	01970.0110.0143	CRF	LGA 2009	S262(3)(c)	
Bus Hire, Taxi Children around Town	Per Hour	$ 11.50	✓	70	01970.0110.0143	CRF	LGA 2009	S262(3)(c)	
Minimum Fee of $20.00 per day or per klm whichever is higher	Per Klm	$ 0.78	✓	70	01970.0110.0143	CRF	LGA 2009	S262(3)(c)	
Cleaning Fee	If Required	$ 90.00	✓	70	01970.0110.0143	CRF	LGA 2009	S262(3)(c)	
Administration Fee (Fuel)	If Required	$ 57.00	✓	70	01970.0110.0143	CRF	LGA 2009	S262(3)(c)	

TYPE OF CHARGE	UNIT OF MEASURE	AMOUNT	GST	RECEIPT TYPE	GENERAL LEDGER	COST RECOVERY FEE / COMMERCIAL CHARGE	NEW AUTHORITY	LEGISTATION & SECTION	LGA 2009 S97(2) PARAGRAPH

COMMUNITY CARE

Home Care Packages (HCP)

Government Subsidy:
The Commonwealth contributes a different amount for each level of Home Care Package (Level 1 - 4).
For more information on your subsidy, see: https://www.myagedcare.gov.au/home-care-package-costs-and-fees

Client Contribution Fees:
Income-Tested Fee (ITF):
* A client may be assessed by the Government as needing to pay an Income Tested Fee.
* If client is assessed by Centrelink to pay a fee, the total fee may be up to $35.25 per day
* Full Aged Care Pensioners would usually not be required to pay an ITF.

Basic Daily Fee:
* Is a fee paid by the client which varied depending on the level of Home Care Package they receive (with maximum contributions capped by theCommonwealth).
* A client's basic daily fee is to be negotiated on a needs basis with a client.

Meals on Wheels:
* In line with Operational Guidelines for HCP Program, cost of food is not covered within HCP client packages, only the meal preparation and delivery cost.
* Clients who wish to have Meals on Wheels will be charged $10 per meal, which is the cost Flinders Shire are charged by Hughenden MPHS for the meal.

ADMINISTATION

Care Management Costs (includes reviewing care plan, scheduling services, risk assessments, coordination)	Per Month	20% (package income)	No GST	AR (number only)	2371.110.143	CC	LGA 2009	S262(3)(c)	
Package Management Costs (includes administration costs, managing package funds, monthy statements, and quality assurance)	Per Month	15% (package income)	No GST	AR (number only)	2371.110.143	CC	LGA 2009	S262(3)(c)	

PERSONAL CARE SERVICES

Personal Care Standard Hours	Per Hour	$ 65.00	No GST	AR (number only)	2371.110.143	CC	LGA 2009	S262(3)(c)	
Personal Care Non-Standard Hours (Services after 6pm & before 6am weekdays)	Per Hour	$ 69.00	No GST	AR (number only)	2371.110.143	CC	LGA 2009	S262(3)(c)	
Personal Care - Saturday	Per Hour	$ 82.00	No GST	AR (number only)	2371.110.143	CC	LGA 2009	S262(3)(c)	
Personal Care - Sunday	Per Hour	$ 87.00	No GST	AR (number only)	2371.110.143	CC	LGA 2009	S262(3)(c)	
Public Holiday	Per Hour	$ 116.00	No GST	AR (number only)	2371.110.143	CC	LGA 2009	S262(3)(c)	

FLINDERS SHIRE COUNCIL – COST RECOVERY FEES & COMMERCIAL CHARGES 2023-2024									
TYPE OF CHARGE	UNIT OF MEASURE	AMOUNT	GST	RECEIPT TYPE	GENERAL LEDGER	COST RECOVERY FEE / COMMERCIAL CHARGE	NEW AUTHORITY	LEGISTATION & SECTION	LGA 2009 S97(2) PARAGRAPH
DOMESTIC ASSISTANCE (CLEANING AND HOUSEHOLD TASKS)									
Standard Hours	Per Hour	$ 65.00	No GST	AR (number only)	2371.110.143	CC	LGA 2009	S262(3)(c)	
Domestic Assistance Non Standard Hours (Services after 6pm & before 6am weekdays)	Per Hour	$ 69.00	No GST	AR (number only)	2371.110.143	CC	LGA 2009	S262(3)(c)	
Saturday	Per Hour	$ 82.00	No GST	AR (number only)	2371.110.143	CC	LGA 2009	S262(3)(c)	
Sunday	Per Hour	$ 87.00	No GST	AR (number only)	2371.110.143	CC	LGA 2009	S262(3)(c)	
Public Holiday	Per Hour	$ 116.00	No GST	AR (number only)	2371.110.143	CC	LGA 2009	S262(3)(c)	
HOME & YARD MAINTENANCE									
Standard Hours	Per Hour	$ 85.00	No GST	AR (number only)	2371.110.143	CC	LGA 2009	S262(3)(c)	
Yard Maintenance Contractor Travel (Out of Hughenden township only)	Per Km	$ 1.75	No GST	AR (number only)	2371.110.144	CC	LGA 2010	S262(3)(c)	
SOCIAL SUPPORT (INDIVIDUAL)									
Standard Hours	Per Hour	$ 65.00	No GST	AR (number only)	2371.110.143	CC	LGA 2009	S262(3)(c)	
Social Support Non Standard Hours (Services after 6pm & before 6am weekdays)	Per Hour	$ 69.00	No GST	AR (number only)	2371.110.143	CC	LGA 2009	S262(3)(c)	
Saturday	Per Hour	$ 82.00	No GST	AR (number only)	2371.110.143	CC	LGA 2009	S262(3)(c)	
Sunday	Per Hour	$ 87.00	No GST	AR (number only)	2371.110.143	CC	LGA 2009	S262(3)(c)	
Public Holiday	Per Hour	$ 116.00	No GST	AR (number only)	2371.110.143	CC	LGA 2009	S262(3)(c)	

FLINDERS SHIRE COUNCIL – COST RECOVERY FEES & COMMERCIAL CHARGES 2023-2024									
TYPE OF CHARGE	UNIT OF MEASURE	AMOUNT	GST	RECEIPT TYPE	GENERAL LEDGER	COST RECOVERY FEE / COMMERCIAL CHARGE	NEW AUTHORITY	LEGISTATION & SECTION	LGA 2009 S97(2) PARAGRAPH
SOCIAL SUPPORT (GROUP ACTIVTIES)									
Group Activity Session (Standard Hours; under 3hrs) - No Food incl.	Per Session	$ 24.00	No GST	AR (number only)	2371.110.143	CC	LGA 2009	S262(3)(c)	
Saturday (under 3 hrs) - No Food incl.	Per Session	$ 29.00	No GST	AR (number only)	2371.110.143	CC	LGA 2009	S262(3)(c)	
Sunday (under 3 hrs) - No Food incl.	Per Session	$ 32.00	No GST	AR (number only)	2371.110.143	CC	LGA 2009	S262(3)(c)	
Public Holiday (under 3 hrs) - No Food incl.	Per Session	$ 41.00	No GST	AR (number only)	2371.110.143	CC	LGA 2009	S262(3)(c)	
Out of Town Excursions (Over 3 hours)	Per Day	$ 46.00	No GST	AR (number only)	2371.110.143	CC	LGA 2009	S262(3)(c)	
Luncheons (no transport; activity only)	Per Session	$ 35.00	No GST	AR (number only)	2371.110.143	CC	LGA 2009	S262(3)(c)	
IN HOME RESPITE SERVICES									
Standard Hours	Per Hour	$ 65.00	No GST	AR (number only)	2371.110.143	CC	LGA 2009	S262(3)(c)	
Social Support Non Standard Hours (Services after 6pm & before 6am weekdays)	Per Hour	$ 69.00	No GST	AR (number only)	2371.110.143	CC	LGA 2009	S262(3)(c)	
Saturday	Per Hour	$ 82.00	No GST	AR (number only)	2371.110.143	CC	LGA 2009	S262(3)(c)	
Sunday	Per Hour	$ 87.00	No GST	AR (number only)	2371.110.143	CC	LGA 2009	S262(3)(c)	
Public Holiday	Per Hour	$ 116.00	No GST	AR (number only)	2371.110.143	CC	LGA 2009	S262(3)(c)	

TRANSPORTATION

NOTE:

* Trip is defined as pick up and drop off to location; if client requests multiple stops, this will incur additional trip fees.
* Rural trip fee will apply if pick up and/or drop off location is outside of the Hughenden Township.

Client Transport - Local (Hughenden Town)	Per Trip	$ 5.00	No GST	AR (number only)	2371.110.143	CC	LGA 2009	S262(3)(c)	
Client Transport - Rural and Other Towns	Per Trip	$ 10.00	No GST	AR (number only)	2371.110.143	CC	LGA 2009	S262(3)(c)	
Staff Travel (Clients residing outside of Hughenden Township)	Per Km	$ 1.50	No GST	AR (number only)	2371.110.143	CC	LGA 2009	S262(3)(c)	

FLINDERS SHIRE COUNCIL – COST RECOVERY FEES & COMMERCIAL CHARGES 2023-2024									
TYPE OF CHARGE	UNIT OF MEASURE	AMOUNT	GST	RECEIPT TYPE	GENERAL LEDGER	COST RECOVERY FEE / COMMERCIAL CHARGE	NEW AUTHORITY	LEGISTATION & SECTION	LGA 2009 S97(2) PARAGRAPH
MEALS ON WHEELS									
Meals on Wheels Meal Preparation & Delivery	Per Meal / Per Day	$ 12.00	No GST	AR (number only)	2380.110.143	CC	LGA 2009	S262(3)(c)	
Meals on Wheels (Food) Note: Cost of food is not covered under HCP, client will be invoiced separately for this.	Per Meal / Per Day	$ 10.00	No GST	AR (number only)	2371.110.143	CC	LGA 2009	S262(3)(c)	
BROKERED SERVICES									
Personal alarm service (Service provided by Tunstall)	Per Day	$ 1.50	✓	AR (number only)	2371.110.143	CC	LGA 2009	S262(3)(c)	
Aids and Equipment		At Cost Price	✓	AR (number only)	2371.110.143	CC	LGA 2009	S262(3)(c)	
Allied Health, Nursing & Other Quoted Services (Contractors)		At Cost Price	No GST	AR (number only)	2371.110.143	CC	LGA 2009	S262(3)(c)	
Nursing Services	Per Hour	$ 120.00	✓	AR (number only)	2371.110.143	CC	LGA 2009	S262(3)(c)	

TYPE OF CHARGE	UNIT OF MEASURE	AMOUNT	GST	RECEIPT TYPE	GENERAL LEDGER	COST RECOVERY FEE / COMMERCIAL CHARGE	NEW AUTHORITY	LEGISTATION & SECTION	LGA 2009 S97(2) PARAGRAPH

Commonwealth Home Support Program (CHSP) - Over 65's

As at 01 July 2023, the client contribution amounts for Flinders Shire CHSP services will be as follows:

PERSONAL CARE SERVICES

Standard Hours	Per Hour	$ 12.00	No GST	AR (number only)	2380.110.143	CC	LGA 2009	S262(3)(c)	
After Hours (Services after 6pm & before 6am weekdays)	Per Hour	$ 16.50	No GST	AR (number only)	2380.110.143	CC	LGA 2009	S262(3)(c)	
Weekends	Per Hour	$ 32.00	No GST	AR (number only)	2380.110.143	CC	LGA 2009	S262(3)(c)	
Public Holiday	Per Hour	$ 60.00	No GST	AR (number only)	2380.110.143	CC	LGA 2009	S262(3)(c)	

NURSING SERVICES

Standard Hours	Per Hour	$ 12.00	No GST	AR (number only)	2380.110.143	CC	LGA 2009	S262(3)(c)	
After Hours (Services after 6pm & before 6am weekdays)	Per Hour	$ 16.50	No GST	AR (number only)	2380.110.143	CC	LGA 2009	S262(3)(c)	
Weekends	Per Hour	$ 32.00	No GST	AR (number only)	2380.110.143	CC	LGA 2009	S262(3)(c)	
Public Holiday	Per Hour	$ 60.00	No GST	AR (number only)	2380.110.143	CC	LGA 2009	S262(3)(c)	

DOMESTIC ASSISTANCE (CLEANING AND HOUSEHOLD TASKS)

Standard Hours	Per Hour	$ 12.00	No GST	AR (number only)	2380.110.143	CC	LGA 2009	S262(3)(c)	
After Hours (Services after 6pm & before 6am weekdays)	Per Hour	$ 16.50	No GST	AR (number only)	2380.110.143	CC	LGA 2009	S262(3)(c)	
Weekends	Per Hour	$ 32.00	No GST	AR (number only)	2380.110.143	CC	LGA 2009	S262(3)(c)	
Public Holiday	Per Hour	$ 60.00	No GST	AR (number only)	2380.110.143	CC	LGA 2009	S262(3)(c)	

HOME & YARD MAINTENANCE

Standard Hours	Per Hour	$ 12.00	No GST	AR (number only)	2380.110.143	CC	LGA 2009	S262(3)(c)	

FLINDERS SHIRE COUNCIL – COST RECOVERY FEES & COMMERCIAL CHARGES 2023-2024									
TYPE OF CHARGE	UNIT OF MEASURE	AMOUNT	GST	RECEIPT TYPE	GENERAL LEDGER	COST RECOVERY FEE / COMMERCIAL CHARGE	NEW AUTHORITY	LEGISTATION & SECTION	LGA 2009 S97(2) PARAGRAPH
SOCIAL SUPPORT (INDIVIDUAL)									
Standard Hours	Per Hour	$ 12.00	No GST	AR (number only)	2380.110.143	CC	LGA 2009	S262(3)(c)	
After Hours (Services after 6pm & before 6am weekdays)	Per Hour	$ 16.50	No GST	AR (number only)	2380.110.143	CC	LGA 2009	S262(3)(c)	
Weekends	Per Hour	$ 32.00	No GST	AR (number only)	2380.110.143	CC	LGA 2009	S262(3)(c)	
Public Holiday	Per Hour	$ 60.00	No GST	AR (number only)	2380.110.143	CC	LGA 2009	S262(3)(c)	
SOCIAL SUPPORT (GROUP ACTIVTIES - Short Visit)									
Standard Hours	Per Session	$ 4.00	No GST	AR (number only)	2380.110.143	CC	LGA 2009	S262(3)(c)	
After Hours (Services after 6pm & before 6am weekdays)	Per Hour	$ 5.00	No GST	AR (number only)	2380.110.143	CC	LGA 2009	S262(3)(c)	
Weekends	Per Hour	$ 9.50	No GST	AR (number only)	2380.110.143	CC	LGA 2009	S262(3)(c)	
Public Holiday	Per Hour	$ 17.50	No GST	AR (number only)	2380.110.143	CC	LGA 2009	S262(3)(c)	
TRANSPORTATION									
Client Transport - Local (Hughenden Town)	Per trip	$ 5.00	No GST	AR (number only)	2380.110.143	CC	LGA 2009	S262(3)(c)	
Client Transport - Rural and Other Towns	Per trip	$ 10.00	No GST	AR (number only)	2380.110.143	CC	LGA 2009	S262(3)(c)	
Staff travel - Travel time to Rural and Other Townships (outside of Hughenden Township)	Per Hour (pro rata)	$ 12.00	No GST	AR (number only)	2380.110.143	CC	LGA 2009	S262(3)(c)	
Out of Town Excursions	Per Excursions	$ 20.00	No GST	AR (number only)	2380.110.143	CC	LGA 2009	S262(3)(c)	
MEALS ON WHEELS									
Meals on Wheels	Per meal, per day	$ 10.00	No GST	AR (number only)	2380.110.143	CC	LGA 2009	S262(3)(c)	
Special Events (e.g. Luncheons)	Per meal, per day	$ 20.00	No GST	AR (number only)	2380.110.143	CC	LGA 2009	S262(3)(c)	

FLINDERS SHIRE COUNCIL – COST RECOVERY FEES & COMMERCIAL CHARGES 2023-2024									
TYPE OF CHARGE	UNIT OF MEASURE	AMOUNT	GST	RECEIPT TYPE	GENERAL LEDGER	COST RECOVERY FEE / COMMERCIAL CHARGE	NEW AUTHORITY	LEGISTATION & SECTION	LGA 2009 S97(2) PARAGRAPH
MEAL PREPARATION (In-Home)									
Standard Hours	Per Hour	$ 12.00	No GST	AR (number only)	2380.110.143	CC	LGA 2009	S262(3)(c)	
After Hours (Services after 6pm & before 6am weekdays)	Per Hour	$ 16.50	No GST	AR (number only)	2380.110.143	CC	LGA 2009	S262(3)(c)	
Weekends	Per Hour	$ 32.00	No GST	AR (number only)	2380.110.143	CC	LGA 2009	S262(3)(c)	
Public Holiday	Per Hour	$ 60.00	No GST	AR (number only)	2380.110.143	CC	LGA 2009	S262(3)(c)	

Other services that may be available to CHSP clients via external providers include:

* Allied Health
* Home Modifications (Home Assist Program)
* Personal Alarms (Tunstall)
* Incontinence Aids (MASS Program)
* Mobility Aids (MASS Program)
* Nursing

Terms and Conditions:

1. Social Support (Group Activities) are charged per session (up to 3 hours), and may include light refreshments as part of activity
2. Luncheons to be charged per session. Luncheon includes both meal and social activity.
3. Weekend and public holiday rates apply for services at any times on these days.
4. After hours rates apply for service between 6 pm and 6 am on any other days.
5. Daytime rates apply for services between 6 am and 6 pm on any other days.
6. Medication, equipment and other consumables are not included in the above rates.
7. Scheduled services cancelled later than 11 am on the day before may be charged (prefered 24 hour notice for cancellations)
8. Services impacted by wet weather acesss will not be impacted by the late cancellation charge.
9. Client contribution (trip fee) towards community transport is a round trip fee which will cover the client's round-trip from pick up to final location.
   If a client was to return home, and later request another transport trip in the same day, this will be charged an additional trip fee.
   Rural and other town fee to be charged to any trip fee where any pick up/drop off location is outside of the Hughenden township.
10. Maximum client contribtution towards CHSP services is capped at 15% of aged care pension per fortnight

TYPE OF CHARGE	UNIT OF MEASURE	AMOUNT	GST	RECEIPT TYPE	GENERAL LEDGER	COST RECOVERY FEE / COMMERCIAL CHARGE	NEW AUTHORITY	LEGISTATION & SECTION	LGA 2009 S97(2) PARAGRAPH

Queensland Community Support Scheme (QCSS) - Under 65s

As at 01 July 2023, the client contribution amounts for Flinders Shire QCSS services will be as follows:

IN HOME SUPPORTS

NOTE:

* Includes: home and yard mainance, personal hygeine, domestic assistance, meal preparation

Standard Hours	Per Hour	$ 12.00	No GST	AR (number only)	02370.0110.0143	CC	LGA 2009	S262(3)(c)	
After Hours (Services after 6pm & before 6am weekdays)	Per Hour	$ 16.50	No GST	AR (number only)	02370.0110.0143	CC	LGA 2009	S262(3)(c)	
Weekends	Per Hour	$ 32.00	No GST	AR (number only)	02370.0110.0143	CC	LGA 2009	S262(3)(c)	
Public Holiday	Per Hour	$ 60.00	No GST	AR (number only)	02370.0110.0143	CC	LGA 2009	S262(3)(c)	

COMMUNITY CONNECTION SUPPORT (INDIVIDUAL)

Standard Hours	Per Hour	$ 12.00	No GST	AR (number only)	02370.0110.0143	CC	LGA 2009	S262(3)(c)	
After Hours (Services after 6pm & before 6am weekdays)	Per Hour	$ 16.50	No GST	AR (number only)	02370.0110.0143	CC	LGA 2009	S262(3)(c)	
Weekends	Per Hour	$ 32.00	No GST	AR (number only)	02370.0110.0143	CC	LGA 2009	S262(3)(c)	
Public Holiday	Per Hour	$ 60.00	No GST	AR (number only)	02370.0110.0143	CC	LGA 2009	S262(3)(c)	

COMMUNITY CONNECTION SUPPORT (GROUP ACTIVTIES - Short Visit)

Standard Hours	Per Session	$ 4.00	No GST	AR (number only)	02370.0110.0143	CC	LGA 2009	S262(3)(c)	
After Hours (Services after 6pm & before 6am weekdays)	Per Session	$ 5.00	No GST	AR (number only)	02370.0110.0143	CC	LGA 2009	S262(3)(c)	
Weekends	Per Hour	$ 9.50	No GST	AR (number only)	02370.0110.0143	CC	LGA 2009	S262(3)(c)	
Public Holiday	Per Hour	$ 17.50	No GST	AR (number only)	02370.0110.0143	CC	LGA 2009	S262(3)(c)	
Out of Town Excursions	Per Excursion	$ 20.00	No GST	AR (number only)	02370.0110.0143	CC	LGA 2009	S262(3)(c)	

FLINDERS SHIRE COUNCIL – COST RECOVERY FEES & COMMERCIAL CHARGES 2023-2024									
TYPE OF CHARGE	UNIT OF MEASURE	AMOUNT	GST	RECEIPT TYPE	GENERAL LEDGER	COST RECOVERY FEE / COMMERCIAL CHARGE	NEW AUTHORITY	LEGISTATION & SECTION	LGA 2009 S97(2) PARAGRAPH
COMMUNITY TRANSPORT									
Client Transport - Local (Hughenden Town)	Per trip	$ 5.00	No GST	AR (number only)	02370.0110.0143	CC	LGA 2009	S262(3)(c)	
Client Transport - Rural and Other Towns	Per trip	$ 10.00	No GST	AR (number only)	02370.0110.0143	CC	LGA 2009	S262(3)(c)	
Staff travel - Travel time to Rural and Other Townships (outside of Hughenden Township)	Per Hour (pro rata)	$ 12.00	No GST	AR (number only)	02370.0110.0143	CC	LGA 2009	S262(3)(c)	

Other services that may be available to QCSS clients via external providers include:

* Allied Health
* Home Modifications (Home Assist Program)
* Personal Alarms (Tunstall)
* Incontinence Aids (MASS Program)
* Mobility Aids (MASS Program)
* Nursing

Terms and Conditions:

1. Social Support (Group Activities) are charged per session (up to 3 hours), and may include light refreshments as part of activity
2. Luncheons to be charged per session. Luncheon includes both meal and social activity.
3. Weekend and public holiday rates apply for services at any times on these days.
4. After hours rates apply for service between 6 pm and 6 am on any other days.
5. Daytime rates apply for services between 6 am and 6 pm on any other days.
6. Medication, equipment and other consumables are not included in the above rates.
7. Scheduled services cancelled later than 11 am on the day before may be charged (prefered 24 hour notice for cancellations)
8. Services impacted by wet weather acesss will not be impacted by the late cancellation charge.
9. Client contribution (trip fee) towards community transport is a round trip fee which will cover the client's round-trip from pick up to final location.
   If a client was to return home, and later request another transport trip in the same day, this will be charged an additional trip fee.
   Rural and other town fee to be charged to any trip fee where any pick up/drop off location is outside of the Hughenden township.

TYPE OF CHARGE	UNIT OF MEASURE	AMOUNT	GST	RECEIPT TYPE	GENERAL LEDGER	COST RECOVERY FEE / COMMERCIAL CHARGE	NEW AUTHORITY	LEGISTATION & SECTION	LGA 2009 S97(2) PARAGRAPH

National Disability Insurance Scheme (NDIS)

As at 01 July 2023, the client contribution amounts for Flinders Shire NDIS services will be as follows:

Access Community, Social And Rec Activities (Individual) - 04_104_0125_6_1	Per Hour	$ 78.00	No GST	AR (number only)	1955.110.143	CC	LGA 2009	S262(3)(c)	
Assistance with Personal Domestic Activities - 01_004_0107_1_1	Per Hour	$ 78.00	No GST	AR (number only)	1955.110.143	CC	LGA 2009	S262(3)(c)	
Assistance with Self Care Activites - 01_400_0104_1_1	Per Hour	$ 90.00	No GST	AR (number only)	1955.110.143	CC	LGA 2009	S262(3)(c)	
House or Yard Maintenance - 01_019_0120_1_1	Per Hour	$ 76.00	No GST	AR (number only)	1955.110.143	CC	LGA 2009	S262(3)(c)	
Client Transport - Local (Hughenden Town)	Per Trip	$ 5.00	No GST	AR (number only)	1955.110.143	CC	LGA 2009	S262(3)(c)	
Client Transport - Rural and Other Towns	Per Trip	$ 10.00	No GST	AR (number only)	1955.110.143	CC	LGA 2009	S262(3)(c)	
Group Activities - Up to 3 hours	Per Session	$ 40.00	No GST	AR (number only)	1955.110.143	CC	LGA 2009	S262(3)(c)	
Group Activities - Full day excursion	Per Day	$ 85.00	No GST	AR (number only)	1955.110.143	CC	LGA 2009	S262(3)(c)	
Staff Travel	Per Km	$ 1.50	No GST	AR (number only)	1955.110.143	CC	LGA 2009	S262(3)(c)	

NOTE:
* Any service rates not listed above will be charged in line with NDIS Price Guide: https://www.ndis.gov.au/providers/pricing-arrangements
* Service agreement and client care plan to be approved by NDIS plan managers prior to service commencement.
* Any changes to NDIS client services requires approval by NDIS plan manager.

Veterans' Home Care (VHC)

As at 01 July 2023, the client contribution amounts for Flinders Shire VC services will be as follows:

Domestic Assitance (DA)

Client Co-Payment Fee Payable	Per Session	$ 5.00	No GST	AR (number only)	19540.110.143	CC	LGA 2009	S262(3)(c)	

TYPE OF CHARGE	UNIT OF MEASURE	AMOUNT	GST	RECEIPT TYPE	GENERAL LEDGER	COST RECOVERY FEE / COMMERCIAL CHARGE	NEW AUTHORITY	LEGISTATION & SECTION	LGA 2009 S97(2) PARAGRAPH

Private Clients

As at 01 July 2023, the client contribution amounts for Flinders Shire services will be as follows:

PERSONAL CARE SERVICES

Standard Hours	Per Hour	$ 80.00	No GST	AR (number only)	19540.110.143	CC	LGA 2009	S262(3)(c)	
After Hours (Services after 6pm & before 6am weekdays)	Per Hour	$ 84.00	No GST	AR (number only)	19540.110.143	CC	LGA 2009	S262(3)(c)	
Saturday	Per Hour	$ 95.00	No GST	AR (number only)	19540.110.143	CC	LGA 2009	S262(3)(c)	
Sunday	Per Hour	$ 99.00	No GST	AR (number only)	19540.110.143	CC	LGA 2009	S262(3)(c)	
Public Holiday	Per Hour	$ 124.00	No GST	AR (number only)	19540.110.143	CC	LGA 2009	S262(3)(c)	

DOMESTIC ASSISTANCE (CLEANING AND HOUSEHOLD TASKS)

Standard Hours	Per Hour	$ 80.00	No GST	AR (number only)	19540.110.143	CC	LGA 2009	S262(3)(c)	
After Hours (Services after 6pm & before 6am weekdays)	Per Hour	$ 84.00	No GST	AR (number only)	19540.110.143	CC	LGA 2009	S262(3)(c)	
Saturday	Per Hour	$ 95.00	No GST	AR (number only)	19540.110.143	CC	LGA 2009	S262(3)(c)	
Sunday	Per Hour	$ 99.00	No GST	AR (number only)	19540.110.143	CC	LGA 2009	S262(3)(c)	
Public Holiday	Per Hour	$ 124.50	No GST	AR (number only)	19540.110.143	CC	LGA 2009	S262(3)(c)	

SOCIAL SUPPORT (INDIVIDUAL)

Standard Hours	Per Hour	$ 80.00	No GST	AR (number only)	19540.110.143	CC	LGA 2009	S262(3)(c)	
After Hours (Services after 6pm & before 6am weekdays)	Per Hour	$ 84.00	No GST	AR (number only)	19540.110.143	CC	LGA 2009	S262(3)(c)	
Saturday	Per Hour	$ 95.00	No GST	AR (number only)	19540.110.143	CC	LGA 2009	S262(3)(c)	
Sunday	Per Hour	$ 99.00	No GST	AR (number only)	19540.110.143	CC	LGA 2009	S262(3)(c)	
Public Holiday	Per Hour	$ 124.50	No GST	AR (number only)	19540.110.143	CC	LGA 2009	S262(3)(c)	

FLINDERS SHIRE COUNCIL – COST RECOVERY FEES & COMMERCIAL CHARGES 2023-2024									
TYPE OF CHARGE	UNIT OF MEASURE	AMOUNT	GST	RECEIPT TYPE	GENERAL LEDGER	COST RECOVERY FEE / COMMERCIAL CHARGE	NEW AUTHORITY	LEGISTATION & SECTION	LGA 2009 S97(2) PARAGRAPH
SOCIAL SUPPORT (GROUP ACTIVTIES - Short Visit)									
Standard Hours - Unders 2 Hours	Per Session	$ 25.00	No GST	AR (number only)	19540.110.143	CC	LGA 2009	S262(3)(c)	
Standard Hours - Additional Hours	Per additional hour	$ 20.00	No GST	AR (number only)	19540.110.143	CC	LGA 2009	S262(3)(c)	
After Hours (Services after 6pm & before 6am weekdays)	Per additional hour	$ 26.50	No GST	AR (number only)	19540.110.143	CC	LGA 2009	S262(3)(c)	
Saturday	Per Hour	$ 29.75	No GST	AR (number only)	19540.110.143	CC	LGA 2009	S262(3)(c)	
Sunday	Per Hour	$ 32.25	No GST	AR (number only)	19540.110.143	CC	LGA 2009	S262(3)(c)	
Public Holiday	Per Hour	$ 39.75	No GST	AR (number only)	19540.110.143	CC	LGA 2009	S262(3)(c)	

TRANSPORTATION

NOTE:

* Trip is defined as pick up and drop off to location; if client requests multiple stops, this will incur additional trip fees.
* Rural trip fee will apply if pick up and/or drop off location is outside of the Hughenden Township.

Client Transport - Local (Hughenden Town)	Per trip	$ 10.00	No GST	AR (number only)	19540.110.143	CC	LGA 2009	S262(3)(c)	
Client Transport - Rural and Other Towns	Per trip	$ 15.00	No GST	AR (number only)	19540.110.143	CC	LGA 2009	S262(3)(c)	
Staff travel	Per km	$ 1.50	No GST	AR (number only)	19540.110.143	CC	LGA 2009	S262(3)(c)	
Out of Town Excursions	At cost per head	$ 40.00	No GST	AR (number only)	19540.110.143	CC	LGA 2009	S262(3)(c)	
Luncheons	Per Session	$ 30.00	No GST	AR (number only)	19540.110.143	CC	LGA 2009	S262(3)(c)	

MEALS ON WHEELS

Meals (In-Home)	Per meal, per day	$ 20.00	No GST	AR (number only)	19540.110.143	CC	LGA 2009	S262(3)(c)	

FLINDERS SHIRE COUNCIL – COST RECOVERY FEES & COMMERCIAL CHARGES 2023-2024									
TYPE OF CHARGE	UNIT OF MEASURE	AMOUNT	GST	RECEIPT TYPE	GENERAL LEDGER	COST RECOVERY FEE / COMMERCIAL CHARGE	NEW AUTHORITY	LEGISTATION & SECTION	LGA 2009 S97(2) PARAGRAPH
AIDS/EQUIPMENT PURCHASED									
Personal alarm service (Service provided by Uniting Care)	Per Day	$ 1.50	No GST	AR (number only)	19540.110.143	CC	LGA 2009	S262(3)(c)	
Aids and Equipment	At cost price + 20% Admin		No GST	AR (number only)	19540.110.143	CC	LGA 2009	S262(3)(c)	
Allied health & Nursing (Contractors)	At cost price + 20% Admin		No GST	AR (number only)	19540.110.143	CC	LGA 2009	S262(3)(c)	

Terms and Conditions:

1. Group Social support is charged per hour if less than three hours, otherwise charged per session.
2. Meals (centre-based) charged if a standalone service. Not charged as part of a group session.
3. Weekend and public holiday rates apply for services at any times on these days.
4. After hours rates apply for service between 6 pm and 6 am on any other days.
5. Daytime rates apply for services between 6 am and 6 pm on any other days.
6. Medication, equipment and other consumables are not included in the above rates.
7. Scheduled services cancelled later than 11 am on the day before may be charged.
8. Client contribution (trip fee) towards community transport is a one-off daily fee which will cover the client's round-trip from pickup and final location.

FLINDERS SHIRE COUNCIL – COST RECOVERY FEES & COMMERCIAL CHARGES 2023-2024									
TYPE OF CHARGE	UNIT OF MEASURE	AMOUNT	GST	RECEIPT TYPE	GENERAL LEDGER	COST RECOVERY FEE / COMMERCIAL CHARGE	NEW AUTHORITY	LEGISTATION & SECTION	LGA 2009 S97(2) PARAGRAPH
COUNCIL MEETING ROOMS									
Hire of Walker Room	Up to 4 hours	$ 34.00	No GST	42	01100.0110.143	CC	LGA 2009	S262(3)(c)	
Hire of Walker Room	Over 4 hours	$ 57.00	No GST	42	01100.0110.143	CC	LGA 2009	S262(3)(c)	
Hire of Landsborough Room	Up to 4 hours	$ 34.00	No GST	42	01100.0110.143	CC	LGA 2009	S262(3)(c)	
Hire of Landsborough Room	Over 4 hours	$ 57.00	No GST	42	01100.0110.143	CC	LGA 2009	S262(3)(c)	
Deposit (refundable upon inspection / return of key)	Per Hiring	$ 63.00	No GST	609	19755.9755.9800	CC	LGA 2009	S262(3)(c)	
Cleaning Fee for Rooms if not Neat and Tidy	Per Hiring	$ 63.00	No GST	42	01100.0110.143	CC	LGA 2009	S262(3)(c)	
HUGHENDEN CENTRE FOR THE AGED (HCA) MEETING ROOM									
Hire of HCA Meeting Room	Up to 4 hours	$ 34.00	No GST	42	01100.0110.143	CC	LGA 2009	S262(3)(c)	
Hire of HCA Meeting Room	Over 4 hours	$ 57.00	No GST	42	01100.0110.143	CC	LGA 2009	S262(3)(c)	
Deposit (refundable upon inspection / return of key)	Per Hiring	$ 63.00	No GST	609	19755.9755.9800	CC	LGA 2009	S262(3)(c)	
Cleaning Fee for Rooms if not Neat and Tidy	Per Hiring	$ 63.00	No GST	42	01100.0110.143	CC	LGA 2009	S262(3)(c)	

DIGGERS ENTERTAINMENT CENTRE - DEC

NOTE:
* Discount of 50% for School Function

WHOLE FACILITY

TYPE OF CHARGE	UNIT OF MEASURE	AMOUNT	GST	RECEIPT TYPE	GENERAL LEDGER	COST RECOVERY FEE / COMMERCIAL CHARGE	NEW AUTHORITY	LEGISTATION & SECTION	LGA 2009 S97(2) PARAGRAPH
Full Venue Hire	Per Day or Part Thereof	$ 662.50	✓	50	01740.0110.0125	CC	LGA 2009	S262(3)(c)	
Bond - (Not payable by regular Shire Community Groups)	Per Hiring	$ 552.50	No GST	609	19755.9755.9800	Refundable	LGA 2009	S262(3)(c)	

NOTE:
* Includes: Foyer, Kitchen, Bar, Meeting Room, Toilets, Veranda, BBQ Area, Grounds, Basic Lighting and Stage Lighting, Play area, Office, Stage, Air-conditioning, Sports Lights, Ticket Office and PA System, Tables, Chairs, Carpet Boards, Crockery, Cutley
* All damages to be paid for or banned from future use.

MAIN HALL

By the Hour Hire (Minimum hire one hour with half hour increments thereafter)	Per Hour	$ 23.00	✓	50	01740.0110.0125	CC	LGA 2009	S262(3)(c)	
Day Hire	Per Day	$ 210.50	✓	50	01740.0110.0125	CC	LGA 2009	S262(3)(c)	
Bond - (Not payable by regular Shire Community Groups)	Per Hiring	$ 221.50	No GST	609	19755.9755.9800	Refundable	LGA 2009	S262(3)(c)	

NOTE:
* Includes: Stage, Air-conditioning and Sports Lights, Tables, Chairs, Carpet Boards
* No access to Foyer, Kitchen, Bar, Meeting Room or Stage
* Accesses to Toilets, Sport court, Veranda, Grounds, Tables, Chairs and Play area.

TYPE OF CHARGE	UNIT OF MEASURE	AMOUNT	GST	RECEIPT TYPE	GENERAL LEDGER	COST RECOVERY FEE / COMMERCIAL CHARGE	NEW AUTHORITY	LEGISTATION & SECTION	LGA 2009 S97(2) PARAGRAPH

MEETING ROOM

Half Day Hire - Maximum 4 hrs	Per Hiring	$ 56.00	✓	50	01740.0110.0125	CC	LGA 2009	S262(3)(c)	
Full Day Hire - Over 4 Hours	Per Hiring	$ 100.00	✓	50	01740.0110.0125	CC	LGA 2009	S262(3)(c)	
Bond - (Not payable by regular Shire Community Groups)	Per Hiring	$ 221.50	No GST	609	19755.9755.9800	Refundable	LGA 2009	S262(3)(c)	

NOTE:
* Access to: Toilets, Veranda, BBQ Area and Grounds
* Includes: Tables and Chairs, limited cups and saucers & Bluetooth Monitor
* No Access to: Cold Room or the General Hall

VERANDAH

Verandah Hire	Per Day or Part Thereof	$ 100.00	✓	50	01740.0110.0125	CC	LGA 2009	S262(3)(c)	

NOTE:
* Access to: Foyer, Toilets, Veranda, BBQ Area and Grounds
* Includes: Tables and Chairs
* No Access to: Kitchen, Bar, Cold Room or the General Hall

KITCHEN

Kitchen Facility	Per Day or Part Thereof	$ 166.00	✓	50	01740.0110.0125	CC	LGA 2009	S262(3)(c)	
Bond - (Not payable by regular Shire Community Groups)	Per Hiring	$ 221.50	No GST	609	19755.9755.9800	Refundable	LGA 2009	S262(3)(c)	
Deposit on Bain Marie Trays	Per Tray	$ 5.50	No GST	609	19755.9755.9800	Refundable	LGA 2009	S262(3)(c)	
Replacement of Bain Marie Trays	Per Tray	At Cost Price	✓	50	01740.0130.0220	CC	LGA 2009	S262(3)(c)	

NOTE:
* Where hired separately - only access to Foyer area. Access via Front Door
* Access to: BBQ Area
* No Access to Bar, Meeting Room, Main Hall, Veranda or Grounds
* No Alcohol to be served from Kitchen
* Includes Bain Marie & Crockery
* Salad Bar not to leave DEC

TYPE OF CHARGE	UNIT OF MEASURE	AMOUNT	GST	RECEIPT TYPE	GENERAL LEDGER	COST RECOVERY FEE / COMMERCIAL CHARGE	NEW AUTHORITY	LEGISTATION & SECTION	LGA 2009 S97(2) PARAGRAPH

BAR

Bar facility only hired in conjunction with Meeting Room or Main Hall - Liquor Licence required where alcohol is sold as per legislation	Per Day or Part Thereof	$ 89.00	✓	50	01740.0110.0125	CC	LGA 2009	S262(3)(c)	
Bond - (Not payable by regular Shire Community Groups)	Per Hiring	$ 221.50	No GST	609	19755.9755.9800	Refundable	LGA 2009	S262(3)(c)	

NOTE:
* Includes use of Ice Machine

STOREROOMS

Per Storeroom	Per Year	$ 62.00	✓	50	01740.0110.0125	CC	LGA 2009	S262(3)(c)	

DEPOSITS - KEYS

Deposit on Key	Per Key	$ 106.50	No GST	609	19755.9755.9800	Refundable	LGA 2009	S262(3)(c)	

COUNCIL SET UP FEES

Council can set up Chairs and Tables - Price will be dependent on the setting up required.		Price on Application	✓	50	Private Works	CC	LGA 2009	S262(3)(c)	

SPECIAL HIRE FEES

Hughenden Netball Association	Per Month	$ 303.00	✓	50	01740.0110.0125	CC	LGA 2009	S262(3)(c)	

NOTE:
* Includes: Netball all year round, Hire of Main Hall (Incl. Toilets), Cleaning Main Hall, Aircon, Sports Lights & Storage Shed 3
* Excludes: All not mentioned above

Hughenden Country Music Assoc. (Up to 3 days)	Annual Festival	$ 1,273.00	✓	50	01740.0110.0125	CC	LGA 2009	S262(3)(c)	

NOTE:
* Includes: Main Hall, Stage, All Lights, Sound System, Air-conditioning, Ticket Office, Foyer, Kitchen, Bar, Meeting Room, Toilets, Verandah, BBQ Area, Grounds, Play Area, Chairs and Tables.

TYPE OF CHARGE	UNIT OF MEASURE	AMOUNT	GST	RECEIPT TYPE	GENERAL LEDGER	COST RECOVERY FEE / COMMERCIAL CHARGE	NEW AUTHORITY	LEGISTATION & SECTION	LGA 2009 S97(2) PARAGRAPH

DOGS & CATS

DOGS - 3 MONTHS AND OVER MUST BE REGISTERED:
Dog registration due 1st July each year - all registrations are due and payable within 31 days
No refund of fees will be made on the death, desexing or the microchipping of a dog.
All residents keeping dogs at an address within the rating categories of 1, 2, 3, 4, 6 and 7 must register dogs.

NORMAL REGISTERATIONS:
Includes new arrivals and pups (within thirty days of arrival).

NEW REGISTRATIONS:
Discount for early renewal of 50% between 01 July to 31 July (except for whole dogs with no microchip.
Unregistered dogs that are chased up by the Local Laws Officer will have to pay the full fee.

Pro-rata fees apply for only new dogs and pups after 3 months of age or less
Quarter 1 - July to September - 0% Discount
Quarter 2 - October to December - 25% Discount
Quarter 1 - January to March - 50% Discount
Quarter 1 - April to June - 75% Discount

PENSIONER:
For the purpose of approving the dog registration discount - Pension Card is required as proof.
All pensioners e.g. Aged, Veteran's Affairs, Disability and Single Mothers are included except for Newstart and Job Search -

DESEXING PROMOTION:
Residents must prove proof of residency, present the desexing receipt and certificate to qualify. Council will reimburse 50% up to $100.00 (whatever the lesser amount) within 12 months of the animal being desexed. TO GO TO LOCAL LAWS OFFICER FOR APPROVAL.

PROOF OF DESEXING:
Proof of desexing must be provided in writing to qualify for the rebate in one of the following ways.

1. A certificate of sterilisation/desexing from qualified veterinarian.
2. A Statutory Declaration from registered keeper/owner of the animal that is has been physically sterilised by a qualified veterinarian.
3. A physical inspection report from an authorised and trained Local Laws Officer.
   (an appointment would be necessary and the officer willing and able to undertake examination).

FLINDERS SHIRE COUNCIL – COST RECOVERY FEES & COMMERCIAL CHARGES 2023-2024									
TYPE OF CHARGE	UNIT OF MEASURE	AMOUNT	GST	RECEIPT TYPE	GENERAL LEDGER	COST RECOVERY FEE / COMMERCIAL CHARGE	NEW AUTHORITY	LEGISTATION & SECTION	LGA 2009 S97(2) PARAGRAPH

DOG ANNUAL REGISTRATION

Entire Dog/Bitch with out Microchip	Per Animal	$ 80.50	Exempt	23	02040.0105.0079	CRF	Local Laws	s9	(a)
Entire Dog/Bitch with Microchip	Per Animal	$ 58.00	Exempt	23	02040.0105.0079	CRF	Local Laws	s9	(a)
Desexed Dog	Per Animal	$ 35.50	Exempt	23	02040.0105.0079	CRF	Local Laws	s9	(a)
Desexed Dog with Microchip	Per Animal	$ 24.00	Exempt	23	02040.0105.0079	CRF	Local Laws	s9	(a)
Pensioner Entire Dog/Bitch	Per Animal	$ 35.50	Exempt	23	02040.0105.0079	CRF	Local Laws	s9	(a)
Pensioner Desexed Dog	Per Animal	$ 13.50	Exempt	23	02040.0105.0079	CRF	Local Laws	s9	(a)
Restricted Dog	Per Animal	$ 287.50	Exempt	23	02040.0105.0079	CRF	Local Laws	s9	(a)

DOG REPLACEMENT REGISTRATION TAG

Replacement Tag	Per Tag	$ 6.50	✓	22	02040.0105.0080	CRF	Local Laws	s9	(a)
Transfer of dog registration from another Council Proof of registration must be presented	Per Transfer	$ 11.50	Exempt	23	02040.0105.0079	CRF	Local Laws	s9	(a)

KENNELS / CATTERY

NOTE:

* Development Application to be made to Flinders Shire Council (Refer to Planning Scheme Designation)

Registration for Kennels	Per Application	$ 287.50	Exempt	90	02010.0105.0063	CRF	Local Laws	s7	(a)
Application - Permit to establish - Cattery	Per Application	$ 35.50	Exempt	90	02010.0105.0063	CRF	Local Laws	s9	(a)
Cattery Permit Licence	Per Annum	$ 11.50	Exempt	90	02010.0105.0063	CRF	Local Laws	s9	(a)

TYPE OF CHARGE	UNIT OF MEASURE	AMOUNT	GST	RECEIPT TYPE	GENERAL LEDGER	COST RECOVERY FEE / COMMERCIAL CHARGE	NEW AUTHORITY	LEGISTATION & SECTION	LGA 2009 S97(2) PARAGRAPH

DOG IMPOUNDING

Pound Fee for sustenance	Per day or part thereof	$ 6.50	Exempt	26	02040.0105.0075	CRF	Local Laws	s37	(a)
Release Fees - First Release	Per Animal	$ 58.00	Exempt	26	02040.0105.0075	CRF	Local Laws	s37	(a)
Release Fees - Second within a 6 month period	Per Animal	$ 115.50	Exempt	26	02040.0105.0075	CRF	Local Laws	s37	(a)
Release Fees - Third within a 6 month period	Per Animal	$ 173.50	Exempt	26	02040.0105.0075	CRF	Local Laws	s37	(a)

RESTRICTED DOGS

Initial Permit Application Fee	Per Application	$ 230.00	Exempt	26	02040.0105.0075	CRF	s11930 Local Gov. & other Legislation Amendment Act
Annual Permit Fee	Per Animal	$ 58.00	Exempt	26	02040.0105.0075	CRF	s11930 Local Gov. & other Legislation Amendment Act

ENVIRONMENTAL & HEALTH

MOSQUITO CONTROL

Mosquito Larvicide Pellets	15g Packet	$ 11.00	✓	111	02060.0110.0143	CC	LGA 2009	S262(3)(c)	

ENVIRONMENTAL HEALTH RECORD SEARCH

NOTE:

* Refer to Searches and Documents.

TYPE OF CHARGE	UNIT OF MEASURE	AMOUNT	GST	RECEIPT TYPE	GENERAL LEDGER	COST RECOVERY FEE / COMMERCIAL CHARGE	NEW AUTHORITY	LEGISTATION & SECTION	LGA 2009 S97(2) PARAGRAPH

EQUIPMENT HIRE

Hire of Data Projector	Per Day	$ 29.00	✓	54	1740.0110.0126	CC	LGA 2009	S262(3)(c)	
Hire of Portable PA System	Per Day	$ 68.00	✓	54	1740.0110.0127	CC	LGA 2009	S262(3)(c)	
Bond - (Not payable by regular Shire Community Groups)	Per Hiring	$ 248.50	No GST	609	19755.9755.9800	Refundable	LGA 2009	S262(3)(c)	

CURLEY BELLS/PORTABLE GRANDSTANDS

Portable Grandstands - Small	Per Occasion	$ 63.00	✓	55	02230.0110.0126	CC	LGA 2009	S262(3)(c)	

CARPET BOARDS

Carpet Boards (1200mm x 2600mm) Total number available 35

If used at the Diggers Entertainment Centre (DEC)(New boards not to leave DEC)	Per Board	$ 7.50	✓	50	01740.0110.0125	CC	LGA 2009	S262(3)(c)	
If used elsewhere (Not at DEC)(Only old boards to be taken from DEC)	Per Board	$ 12.50	✓	50	01740.0110.0125	CC	LGA 2009	S262(3)(c)	
Bond if used elsewhere (not payable by Regular Shire Community Groups)	Per Booking	$ 57.00	No GST	609	19755.9755.9800	Refundable	LGA 2009	S262(3)(c)	

NOTE:

* Bond refunded if returned is same condition
* Screws and Brackets to be kept at Shire Office and given to hirer.
* NO Staples to be used
* Hire per event/one week maximum.
* Carpet Boards can be hired with another Council Venue other than the Hall

MARQUEES

TYPE OF CHARGE	UNIT OF MEASURE	AMOUNT	GST	RECEIPT TYPE	GENERAL LEDGER	COST RECOVERY FEE / COMMERCIAL CHARGE	NEW AUTHORITY	LEGISTATION & SECTION	LGA 2009 S97(2) PARAGRAPH
Hiring of Marquee	Per Marquee	$ 136.00	✓	55	02230.0110.0126	CC	LGA 2009	S262(3)(c)	
Bond - (Not payable by regular Shire Community Groups)	Per Hiring	$ 63.00	No GST	609	19755.9755.9800	Refundable	LGA 2009	S262(3)(c)	

NOTE:
* The Marquees will be held at the Arts Pavilion at Showgrounds by Parks & Gardens.
* Any Bond paid will berefundable upon inspection/return

MOBILE TOILETS / PORTALOOS

Single Mobile Toilets/Portaloos (On Trailer)	Per Hiring	$ 84.50	✓	116	02230.0110.0126	CC	LGA 2009	S262(3)(c)	
Double Mobile Toilets/Portaloos (On Trailer)	Per Hiring	$ 124.00	✓	116	02230.0110.0126	CC	LGA 2009	S262(3)(c)	
Chemicals	Per 2 litres of Chemicals	$ 11.50	✓	116	02230.0110.0126	CC	LGA 2009	S262(3)(c)	
Deposit Required (To be forfeited if returned damaged and/or unclean)	Per Hiring	$ 11.50	No GST	609	19755.9755.9800	Refundable	LGA 2009	S262(3)(c)	

NOTE:
* A Limit of 5 Days Maximum Hire
* Hirer to pick up and drop off
* Portaloos must be returned clean.

TABLES AND CHAIRS - FROM SHOWGROUNDS - HIRE SEPERATELY

Chairs	Per Chair / Per Week	$ 2.50	✓	55	02230.0110.0126	CC	LGA 2009	S262(3)(c)	
Hire Tables	Per Table / Per Week	$ 10.50	✓	55	02230.0110.0126	CC	LGA 2009	S262(3)(c)	
Deposit on Chairs and/or Tables	Per Occasion	$ 124.00	No GST	609	19755.9755.9800	Refundable	LGA 2009	S262(3)(c)	

NOTE:
* 1 Week Maximum - If hire for more then one week another Fee applies, deposit must be paid for private hiring's.
* Delivery and Pick up of Tables and Chairs is not included, This is the Hirer's responsibility.
* Incorporated and Local Organisations are exempt from Bond Only.
* Failure to pay replacement chair fess may result in no further hiring allowed.

FLINDERS DISCOVERY CENTRE (FDC)

MUSEUM ENTRY FEE (CURRENT CENTRE)

TYPE OF CHARGE	UNIT OF MEASURE	AMOUNT	GST	RECEIPT TYPE	GENERAL LEDGER	COST RECOVERY FEE / COMMERCIAL CHARGE	NEW AUTHORITY	LEGISTATION & SECTION	LGA 2009 S97(2) PARAGRAPH
Adult	Per Person	$ 10.50	✓	151	01920.0110.0110	CC	LGA 2009	S262(3)(c)	
Senior / Pensioner	Per Person	$ 8.50	✓	151	01920.0110.0110	CC	LGA 2009	S262(3)(c)	
Children 5 to 17 Years	Per Person	$ 5.50	✓	151	01920.0110.0110	CC	LGA 2009	S262(3)(c)	
Children under 5 Years	Per Person	Free	✓	151	01920.0110.0110	CC	LGA 2009	S262(3)(c)	
Group Concession (25 people or more)	Per Group	$ 154.50	✓	151	01920.0110.0110	CC	LGA 2009	S262(3)(c)	
Group Concession (School Aged Groups)	Per Group	$ 77.50	✓	151	01920.0110.0110	CC	LGA 2009	S262(3)(c)	

MUSEUM ENTRY FEE (NEW CENTRE)

Adult	Per Person	$ 20.00	✓	151	01920.0110.0110	CC	LGA 2009	S262(3)(c)	
Senior / Pensioner	Per Person	$ 15.00	✓	151	01920.0110.0110	CC	LGA 2009	S262(3)(c)	
Children 5 to 17 Years	Per Person	$ 10.00	✓	151	01920.0110.0110	CC	LGA 2009	S262(3)(c)	
Children under 5 Years	Per Person	Free	✓	151	01920.0110.0110	CC	LGA 2009	S262(3)(c)	
Group Concession (25 people or more)	Per Group	$ 250.00	✓	151	01920.0110.0110	CC	LGA 2009	S262(3)(c)	
Group Concession (School Aged Groups)	Per Group	$ 150.00	✓	151	01920.0110.0110	CC	LGA 2009	S262(3)(c)	

FLINDERS SHIRE COUNCIL – COST RECOVERY FEES & COMMERCIAL CHARGES 2023-2024									
TYPE OF CHARGE	UNIT OF MEASURE	AMOUNT	GST	RECEIPT TYPE	GENERAL LEDGER	COST RECOVERY FEE / COMMERCIAL CHARGE	NEW AUTHORITY	LEGISTATION & SECTION	LGA 2009 S97(2) PARAGRAPH

TOURS & EVENTS

HUGHENDEN TOWN BUS TOURS

Adults	Per Person	$ 15.00	✓	166	1920.101.107	CC	LGA 2009	S262(3)(c)	
Senior / Pensioner	Per Person	$ 10.00	✓	166	1920.101.107	CC	LGA 2009	S262(3)(c)	
Children 5 to 17 Years	Per Person	$ 5.00	✓	166	1920.101.107	CC	LGA 2009	S262(3)(c)	
Children under 5 Years	Per Person	Free	✓	166	1920.101.107	CC	LGA 2009	S262(3)(c)	
Family (2 Adults & 2 Children)	Per Family	$ 40.00	✓	166	1920.101.107	CC	LGA 2009	S262(3)(c)	

MT WALKER BUS TOUR

Adults	Per Person	$ 35.00	✓	166	1920.101.107	CC	LGA 2009	S262(3)(c)	
Senior / Pensioner	Per Person	$ 30.00	✓	166	1920.101.107	CC	LGA 2009	S262(3)(c)	
Children 5 to 17 Years	Per Person	$ 15.00	✓	166	1920.101.107	CC	LGA 2009	S262(3)(c)	
Children under 5 Years	Per Person	Free	✓	166	1920.101.107	CC	LGA 2009	S262(3)(c)	
Family (2 Adults & 2 Children)	Per Family	$ 80.00	✓	166	1920.101.107	CC	LGA 2009	S262(3)(c)	

FLINDERS SHIRE COUNCIL – COST RECOVERY FEES & COMMERCIAL CHARGES 2023-2024									
TYPE OF CHARGE	UNIT OF MEASURE	AMOUNT	GST	RECEIPT TYPE	GENERAL LEDGER	COST RECOVERY FEE / COMMERCIAL CHARGE	NEW AUTHORITY	LEGISTATION & SECTION	LGA 2009 S97(2) PARAGRAPH
GUIDED SERVICES									
Staff Only - External Group Bookings only	Per Hour	$ 36.50	✓	166	1920.101.107	CC	LGA 2009	S262(3)(c)	
Bus Included - External Group Bookings only	Per Hour	$ 67.00	✓	166	1920.101.107	CC	LGA 2009	S262(3)(c)	

SOUVENIR/RETAIL/DISCOUNTS

Purchase Price (ex GST)	Profit Margin
Under $40.00	100%
$40.00 and over	50%
Commission items	20% of sale price

Discount item	Discount amount
Outback Friday Shirts (locals only)	25%
Staff and Volunteer Discount (all other retail items)	10%
Clearance stock items	Approval by DCSW

GYMNASIUM - HUGHENDEN COMMUNITY GYM

Adults - 18 years and over

TYPE OF CHARGE	UNIT OF MEASURE	AMOUNT	GST	RECEIPT TYPE	GENERAL LEDGER	COST RECOVERY FEE / COMMERCIAL CHARGE	NEW AUTHORITY	LEGISTATION & SECTION	LGA 2009 S97(2) PARAGRAPH
Joining Fee	Per Person	$ 20.00	✓	760	1750.110.110	CC	LGA 2009 s9(1)	S262(3)(c)	
Admission Fee	1 x Month	$ 20.00	✓	760	1750.110.110	CC	LGA 2009 s9(1)	S262(3)(c)	
Admission Fee	2 x Month	$ 40.00	✓	760	1750.110.110	CC	LGA 2009 s9(1)	S262(3)(c)	
Admission Fee	3 x Month	$ 60.00	✓	760	1750.110.110	CC	LGA 2009 s9(1)	S262(3)(c)	
Admission Fee	6 x Month	$ 120.00	✓	760	1750.110.110	CC	LGA 2009 s9(1)	S262(3)(c)	
Admission Fee	12 x Month	$ 240.00	✓	760	1750.110.110	CC	LGA 2009 s9(1)	S262(3)(c)	
Admission Fee (Casual)	Per Session	$ 5.00	✓	760	1750.110.110	CC	LGA 2009 s9(1)	S262(3)(c)	

Pensioners / 15 to 17 Years

Joining Fee	Per Person	$ 20.00	✓	760	1750.110.110	CC	LGA 2009 s9(1)	S262(3)(c)	
Admission Fee	1 x Month	$ 15.00	✓	760	1750.110.110	CC	LGA 2009 s9(1)	S262(3)(c)	
Admission Fee	2 x Month	$ 30.00	✓	760	1750.110.110	CC	LGA 2009 s9(1)	S262(3)(c)	
Admission Fee	3 x Month	$ 45.00	✓	760	1750.110.110	CC	LGA 2009 s9(1)	S262(3)(c)	
Admission Fee	6 x Month	$ 75.00	✓	760	1750.110.110	CC	LGA 2009 s9(1)	S262(3)(c)	
Admission Fee	12 x Month	$ 150.00	✓	760	1750.110.110	CC	LGA 2009 s9(1)	S262(3)(c)	
Admission Fee (Casual)	Per Session	$ 5.00	✓	760	1750.110.110	CC	LGA 2009 s9(1)	S262(3)(c)	

PRIVATE HIRE FEE

Private Trainer	Per Session, Per Person, Per 1 Hour	$ 5.00	✓	760	1750.110.110	CC	LGA 2009 s9(1)	S262(3)(c)	

NOTE:

* All clients of private trainers are required to pay the joining fee and sign the waiver with Council to use the Gym.

HORSES, CATTLE AND OTHER GRAZING ANIMALS

CONDITIONS:

* Permit renewals are due 1st July each year.
* No refunds on death or desexing of horses.
* New Arrivals 30 days grace - after 30 days of arrival - no discount.
* After grace period, all applications prior to 31st December.
* Full Fee applies for applicants prior to 31st December.
* After 31st December, prop-rata Fees apply.
* To keep within Horse boundary except Rural Residents Zone.
* New Stables to be processed via Development Application (DA)

PERMITS DURING DISCOUNT PERIOD (JULY)

NOTE:

* Includes new arrivals - within 30 days of arrival

TYPE OF CHARGE	UNIT OF MEASURE	AMOUNT	GST	RECEIPT TYPE	GENERAL LEDGER	COST RECOVERY FEE / COMMERCIAL CHARGE	NEW AUTHORITY	LEGISTATION & SECTION	LGA 2009 S97(2) PARAGRAPH
Approved Stables/Approved Land Fees to keep Horses or Cattle	Per Annum	$ 35.50	No GST	27	02040.0105.0082	CRF		s7	
Entire male	Per Animal/Per Annum	$ 115.50	No GST	27	02040.0105.0082	CRF		s7	
Other	Per Animal/Per Annum	$ 24.00	No GST	27	02040.0105.0082	CRF		s7	
Bulk Registration	Per approved Stable/ per annum	$ 104.50	No GST	27	02040.0105.0082	CRF		s7	

PERMITS AFTER DISCOUNT PERIOD (AFTER JULY)

Approved Stables/Approved Land Fees to keep Horses or Cattle	Per Annum	$ 35.50	No GST	27	02040.0105.0082	CRF		s7	
Entire male	Per Animal/Per Annum	$ 115.50	No GST	27	02040.0105.0082	CRF		s7	
Other	Per Animal/Per Annum	$ 35.50	No GST	27	02040.0105.0082	CRF		s7	
Bulk Registration	Per approved Stable/ per annum	$ 161.00	No GST	27	02040.0105.0082	CRF		s7	

TYPE OF CHARGE	UNIT OF MEASURE	AMOUNT	GST	RECEIPT TYPE	GENERAL LEDGER	COST RECOVERY FEE / COMMERCIAL CHARGE	NEW AUTHORITY	LEGISTATION & SECTION	LGA 2009 S97(2) PARAGRAPH

HORSE PADDOCKS

Rental of Council Horse Paddocks	Per Paddock Per Year	$ 427.50	✓	28	01240.0163.0143	CC	LGA 2009	S262(3)(c)	

NOTE:

* Rental to be paid in advance.
* Refunds will be allocated on Vacant Possession, Pro-Rata as per Policy.

DEPASTURE

NOTE:

* Horse and Cattle (Payment must be made two months in advance).

Hughenden Town Common	Per Head Per Day	$ 0.80	✓	180	01230.0161.0143	CC	LGA 2009	S262(3)(c)	
Prairie Town Common	Per Head Per Day	$ 0.80	✓	180	01230.0161.0143	CC	LGA 2009	S262(3)(c)	

IMPOUNDING

Pound Fees - Release Fee plus sustenance and transport at cost	Per Animal	$ 113.50	No GST	26	02040.0105.0075	CRF	Local Law No. 2	S21	(a)

TYPE OF CHARGE	UNIT OF MEASURE	AMOUNT	GST	RECEIPT TYPE	GENERAL LEDGER	COST RECOVERY FEE / COMMERCIAL CHARGE	NEW AUTHORITY	LEGISTATION & SECTION	LGA 2009 S97(2) PARAGRAPH

PHOTOCOPYING

PLEASE NOTE: *Library Photocopying / Printing - Receipt Type 171 & GL Number 01710.0110.0134*

LAMINATING

A3	Per Sheet	$ 5.70	✓	41	1100.110.134	CC	LGA 2009	S262(3)(c)	
A4	Per Seet	$ 4.65	✓	41	1100.110.134	CC	LGA 2009	S262(3)(c)	
ID Cards	Per Card	$ 1.10	✓	41	1100.110.134	CC	LGA 2009	S262(3)(c)	

BLACK AND WHITE - A4

Single Copy - A4	Per Document Per Page	$ 0.60	✓	41	1100.110.134	CC	LGA 2009	S262(3)(c)	
Copy 2 - 10	Per Document Per Page	$ 0.50	✓	41	1100.110.134	CC	LGA 2009	S262(3)(c)	
Copy 11 - 50	Per Document Per Page	$ 0.40	✓	41	1100.110.134	CC	LGA 2009	S262(3)(c)	

COLOUR COPIES - A4

Single Copy - A4	Per Document Per Page	$ 1.30	✓	41	1100.110.134	CC	LGA 2009	S262(3)(c)	
Copy 2 - 10	Per Document Per Page	$ 0.95	✓	41	1100.110.134	CC	LGA 2009	S262(3)(c)	
Copy 11 - 50	Per Document Per Page	$ 0.60	✓	41	1100.110.134	CC	LGA 2009	S262(3)(c)	
Glossy Photo Paper	Per Document Per Page	$ 4.40	✓	41	1100.110.134	CC	LGA 2009	S262(3)(c)	

FLINDERS SHIRE COUNCIL – COST RECOVERY FEES & COMMERCIAL CHARGES 2023-2024									
TYPE OF CHARGE	UNIT OF MEASURE	AMOUNT	GST	RECEIPT TYPE	GENERAL LEDGER	COST RECOVERY FEE / COMMERCIAL CHARGE	NEW AUTHORITY	LEGISTATION & SECTION	LGA 2009 S97(2) PARAGRAPH
BULK COPIES (50 +) - A4									
Black & White - Single sided	Per Document Page	$ 0.60	✓	41	1100.110.134	CC	LGA 2009	S262(3)(c)	
Black & White - Double sided	Per Document Page	$ 0.15	✓	41	1100.110.134	CC	LGA 2009	S262(3)(c)	
Black & White - Collated (fold and staple)	Per Document Page	$ 0.50	✓	41	1100.110.134	CC	LGA 2009	S262(3)(c)	
Colour - Single Sided	Per Document Page	$ 0.40	✓	41	1100.110.134	CC	LGA 2009	S262(3)(c)	
Colour - Double Sided	Per Document Page	$ 0.70	✓	41	1100.110.134	CC	LGA 2009	S262(3)(c)	
Colour - Collated (fold and staple)	Per Document Page	$ 0.75	✓	41	1100.110.134	CC	LGA 2009	S262(3)(c)	
BLACK AND WHITE - A3									
Single Copy - A3	Per Document Per Page	$ 1.20	✓	41	1100.110.134	CC	LGA 2009	S262(3)(c)	
Copy 2 - 10	Per Document Per Page	$ 1.00	✓	41	1100.110.134	CC	LGA 2009	S262(3)(c)	
Copy 11 - 50	Per Document Per Page	$ 1.00	✓	41	1100.110.134	CC	LGA 2009	S262(3)(c)	
COLOUR COPIES - A3									
Single Copy - A3	Per Document Per Page	$ 2.45	✓	41	1100.110.134	CC	LGA 2009	S262(3)(c)	
Copy 2 - 10	Per Document Per Page	$ 1.75	✓	41	1100.110.134	CC	LGA 2009	S262(3)(c)	
Copy 11 - 50	Per Document Per Page	$ 1.20	✓	41	1100.110.134	CC	LGA 2009	S262(3)(c)	
Glossy Photo Paper (Not at Library)	Per Document Per Page	$ 8.80	✓	41	1100.110.134	CC	LGA 2009	S262(3)(c)	

FLINDERS SHIRE COUNCIL – COST RECOVERY FEES & COMMERCIAL CHARGES 2023-2024									
TYPE OF CHARGE	UNIT OF MEASURE	AMOUNT	GST	RECEIPT TYPE	GENERAL LEDGER	COST RECOVERY FEE / COMMERCIAL CHARGE	NEW AUTHORITY	LEGISTATION & SECTION	LGA 2009 S97(2) PARAGRAPH
BULK COPIES (50 +) - A3									
Black & White - Single sided	Per Document Page	$ 0.15	✓	41	1100.110.134	CC	LGA 2009	S262(3)(c)	
Black & White - Double sided	Per Document Page	$ 0.30	✓	41	1100.110.134	CC	LGA 2009	S262(3)(c)	
Black & White - Collated (fold and staple)	Per Document Page	$ 0.40	✓	41	1100.110.134	CC	LGA 2009	S262(3)(c)	
Colour - Single Sided	Per Document Page	$ 0.70	✓	41	1100.110.134	CC	LGA 2009	S262(3)(c)	
Colour - Double Sided	Per Document Page	$ 1.35	✓	41	1100.110.134	CC	LGA 2009	S262(3)(c)	
Colour - Collated (fold and staple)	Per Document Page	$ 1.85	✓	41	1100.110.134	CC	LGA 2009	S262(3)(c)	
MAPS									
Map - A3	Per copy	$ 11.00	✓	41	1100.110.134	CC	LGA 2009	S262(3)(c)	
Map - A1	Per copy	$ 16.50	✓	41	1100.110.134	CC	LGA 2009	S262(3)(c)	
Map - A4	Per copy	$ 5.50	✓	41	1100.110.134	CC	LGA 2009	S262(3)(c)	
BINDING AND FOLDING									
Binding Documents (Not at Library)	Per Document	$ 2.30	✓	41	1100.110.134	CC	LGA 2009	S262(3)(c)	
Folding	Per 100 pages or part thereof	$ 4.50	✓	41	1100.110.134	CC	LGA 2009	S262(3)(c)	
FAXING									
Faxing documents within Australia	First Page	$ 4.50	✓	41	1100.110.134	CC	LGA 2009	S262(3)(c)	
Faxing documents within Australia	Per Page thereafter	$ 1.50	✓	41	1100.110.134	CC	LGA 2009	S262(3)(c)	
Faxing Documents Overseas	First Page	$ 9.00	✓	41	1100.110.134	CC	LGA 2009	S262(3)(c)	
Faxing Documents Overseas	Per Page thereafter	$ 2.50	✓	41	1100.110.134	CC	LGA 2009	S262(3)(c)	

FLINDERS SHIRE COUNCIL – COST RECOVERY FEES & COMMERCIAL CHARGES 2023-2024									
TYPE OF CHARGE	UNIT OF MEASURE	AMOUNT	GST	RECEIPT TYPE	GENERAL LEDGER	COST RECOVERY FEE / COMMERCIAL CHARGE	NEW AUTHORITY	LEGISTATION & SECTION	LGA 2009 S97(2) PARAGRAPH

PLANNING AND DEVELOPMENT

Certification Fee for Reconfiguring a Lot	Per Application	$ 338.00	Exempt	1001	02010.0105.064	CC	LGA 2009	S262(3)(c)	
Temporary Home Permit	Per Permit	$ 113.50	Exempt	1001	02010.0105.062	CC	LGA 2009	S262(3)(c)	
Costs associated with the sale of land in the Industrial Estate - Supply and Lay Material	Per Cubic meter	$ 14.50	✓	1001	01600.0110.0143	CC	LGA 2009	S262(3)(c)	
Change Representation during appeal period	Per Application	$ 676.00		1001	02010.0105.062	CC	LGA 2009	S262(3)(c)	
Minor Change to a Development Approval	Per Application	$ 901.50		1001	02010.0105.064	CC	LGA 2009	S262(3)(c)	
Other Change to a Development Approval (non-minor)	Per Application	75% of DA Fee		1001	02010.0105.064	CC	LGA 2009	S262(3)(c)	

FLINDERS SHIRE PLANNING SCHEME 2017 - DEVELOPMENT ASSESSMENT

Material Change of Use (Home Based Business)

Code Assessment - Preliminary Approval	Per Application	$ 563.50	Exempt	1001	02010.0105.0062	CC	LGA 2009	S262(3)(c)	
Code Assessment - Development Permit	Per Application	$ 563.50	Exempt	1001	02010.0105.0062	CC	LGA 2009	S262(3)(c)	
Impact Assessment - Preliminary Approval	Per Application	$ 1,093.00	Exempt	1001	02010.0105.0062	CC	LGA 2009	S262(3)(c)	
Impact Assessment - Development Permit	Per Application	$ 1,640.00	Exempt	1001	02010.0105.0062	CC	LGA 2009	S262(3)(c)	

Material Change of Use (Other Development)

Code Assessment - Preliminary Approval	Per Application	$ 1,351.50	Exempt	1001	02010.0105.0062	CC	LGA 2009	S262(3)(c)	
Code Assessment - Development Permit	Per Application	$ 1,689.50	Exempt	1001	02010.0105.0062	CC	LGA 2009	S262(3)(c)	
Impact Assessment - Preliminary Approval	Per Application	$ 1,640.00	Exempt	1001	02010.0105.0062	CC	LGA 2009	S262(3)(c)	
Impact Assessment - Development Permit	Per Application	$ 3,278.50	Exempt	1001	02010.0105.0062	CC	LGA 2009	S262(3)(c)	

FLINDERS SHIRE COUNCIL – COST RECOVERY FEES & COMMERCIAL CHARGES 2023-2024									
TYPE OF CHARGE	UNIT OF MEASURE	AMOUNT	GST	RECEIPT TYPE	GENERAL LEDGER	COST RECOVERY FEE / COMMERCIAL CHARGE	NEW AUTHORITY	LEGISTATION & SECTION	LGA 2009 S97(2) PARAGRAPH
Reconfiguration of a lot (Realignment of boundaries)									
Code Assessment - Preliminary Approval	Per Application	$ 1,351.50	Exempt	1001	02010.0105.0062	CC	LGA 2009	S262(3)(c)	
Code Assessment - Development Permit	Per Application	$ 1,689.50	Exempt	1001	02010.0105.0062	CC	LGA 2009	S262(3)(c)	
Reconfiguration of a lot (Up to 5 allotments)									
Code Assessment - Preliminary Approval	Per Application	$ 1,351.50	Exempt	1001	02010.0105.0062	CC	LGA 2009	S262(3)(c)	
Code Assessment - Development Permit	Per Application	$ 1,689.50	Exempt	1001	02010.0105.0062	CC	LGA 2009	S262(3)(c)	
Reconfiguration of a lot (Greater than 5 allotments)									
Code Assessment - Preliminary Approval	Per Application	$1093.00 (Plus $164.00 for each allotment over 5)	Exempt	1001	02010.0105.0062	CC	LGA 2009	S262(3)(c)	
Code Assessment - Development Permit	Per Application	$1640.00 (Plus $273.00 for each allotment over 5	Exempt	1001	02010.0105.0062	CC	LGA 2009	S262(3)(c)	
Operational Work (Filling and excavating)									
Code Assessment - Development Permit	Per Application	$ 845.00	Exempt	1001	02010.0105.0062	CC	LGA 2009	S262(3)(c)	
Operational Work (Advertising device)									
Code Assessment - Development Permit	Per Application	$ 338.00	Exempt	1001	02010.0105.0062	CC	LGA 2009	S262(3)(c)	
Operational work (Associated with Reconfiguring a lot requiring code assessment under Schedule 10,part 20 division 2 of the Regulation)									
Code Assessment - Development Permit	Per Application	$ 845.00	Exempt	1001	02010.0105.0062	CC	LGA 2009	S262(3)(c)	

NOTE:

* No GST Payable on Code or Impact Assessments - P002.
* Where it is Code i.e. Setting of Conditions by Council, including referral authorities
* Where it is Impact i.e. Require advertising and decision by Council - setting conditions by Council and referral authorities.
* Planning Development applications lodged and paid to Council and then forwarded to Frank Andrews, Planning Consultant.

PRAIRIE HALL

NOTE:
* Discount of 50% for School Function
* Discount to other groups only considered by application in writing to Council.

TYPE OF CHARGE	UNIT OF MEASURE	AMOUNT	GST	RECEIPT TYPE	GENERAL LEDGER	COST RECOVERY FEE / COMMERCIAL CHARGE	NEW AUTHORITY	LEGISTATION & SECTION	LGA 2009 S97(2) PARAGRAPH
Full Hall	Per Day/Night	$ 37.50	✓	51	01740.0110.0125	CC	LGA 2009	S262(3)(c)	
Upstairs or Downstairs	Per Day/Night	$ 25.00	✓	51	01740.0110.0125	CC	LGA 2009	S262(3)(c)	
Damage - To be repaired or charged out at cost		At Cost Price	✓	51	01740.0110.0125	CC	LGA 2009	S262(3)(c)	

NOTE:
* No charge for Funeral/Church Services
* Funeral Wake (Normal Pricing)
* Cleaning of hall is the responsibility of the Hirer after a Function

RIGHT TO INFORMATION

For Fees and Charges please refer to the Right to Information Website
https://www.rti.qld.gov.au/fees-and-charges
Or can be also located in the Justice Legislation (Fees, Allowances and Other Amounts) Amendment Regulation 2020.

RURAL ADDRESSING

Replace Rural Address Post (within 10 km)	Per Hour	$ 169.00	Exempt	501	TBA				
Replace Rural Address Post (outside 10 km)	Per half hour or part thereof	$ 143.50	Exempt	501	TBA				

FLINDERS SHIRE COUNCIL – COST RECOVERY FEES & COMMERCIAL CHARGES 2023-2024									
TYPE OF CHARGE	UNIT OF MEASURE	AMOUNT	GST	RECEIPT TYPE	GENERAL LEDGER	COST RECOVERY FEE / COMMERCIAL CHARGE	NEW AUTHORITY	LEGISTATION & SECTION	LGA 2009 S97(2) PARAGRAPH

RURAL LANDS

Portable Panels	Per Panel per week or part thereof	$ 3.00	✓	185	02390.0722.0126	CC	LGA 2009	S262(3)(c)	
Replacement Panels	Per Panel	$ 300.00	✓	185	02390.0722.0126	CC	LGA 2009	S262(3)(c)	
Portable Panels Bulk Rate 30 Panels	Per week or part thereof	$ 50.00	✓	185	02390.0722.0126	CC	LGA 2009	S262(3)(c)	
Private Works Baiting		At Cost Price	✓	500	01600.0110.0092	CC	LGA 2009	S262(3)(c)	
Epple Scatter Gun and Air Compressor Bond	Per Application	$ 547.00	✓	179	02410.0110.0126	CC	LGA 2009	S262(3)(c)	
Epple Scatter Gun and Air Compressor Hire for Good Neigbour Program Participants	Per Day	$ 28.00	✓	179	02410.0110.0126	CC	LGA 2009	S262(3)(c)	
Epple Scatter Gun and Air Compressor Hire for Non Participants of the Good Neighbour Program	Per Day	$ 39.00	✓	179	02410.0110.0126	CC	LGA 2009	S262(3)(c)	

WASHDOWN BAY

Washdown Bay Key	Per Key	$ 35.50	✓	198	1230.110.143	CC	LGA 2009	S262(3)(c)	
Washdown Bar Charge	Per Minute	$ 0.55	✓	Avdata	1230.110.143	CC	LGA 2009	S262(3)(c)	

FLINDERS SHIRE COUNCIL – COST RECOVERY FEES & COMMERCIAL CHARGES 2023-2024									
TYPE OF CHARGE	UNIT OF MEASURE	AMOUNT	GST	RECEIPT TYPE	GENERAL LEDGER	COST RECOVERY FEE / COMMERCIAL CHARGE	NEW AUTHORITY	LEGISTATION & SECTION	LGA 2009 S97(2) PARAGRAPH
STOCKROUTE									
Agistment Permit - Minimum Fee - Large Stock (Cattle)	Per Head / Per Week	$ 1.26	✓	182	2390.0722.0180	CRF	LGA 2009	S262(3)(c)	
Agistment Permit - Maximum Fee - Large Stock (Cattle)	Per Head / Per Week	$ 3.02	✓	182	2390.0722.0180	CRF	LGA 2009	S262(3)(c)	
Agistment Permit - Minimum Fee - Small Stock (Sheep)	Per Head / Per Week	$ 0.12	✓	182	2390.0722.0180	CRF	LGA 2009	S262(3)(c)	
Agistment Permit - Maximum Fee - Small Stock (Sheep)	Per Head / Per Week	$ 0.48	✓	182	2390.0722.0180	CRF	LGA 2009	S262(3)(c)	
Stock Route Travel Permit - Large (Cattle) for each 1klm	Per 20 Head or Part Thereof	$ 0.02	No GST	184	02390.0722.0182	CRF	LGA 2009	S262(3)(c)	
Stock Route Travel Permit - Small Stock (Sheep)) for each 1klm	Per 100 Head or Part Thereof	$ 0.02	No GST	184	02390.0722.0182	CRF	LGA 2009	S262(3)(c)	
Inspecting Watering facility Agreement Register		$ 14.00	✓	500	02390.0722.0111	CC	LGA 2009	S262(3)(c)	

FLINDERS SHIRE COUNCIL – COST RECOVERY FEES & COMMERCIAL CHARGES 2023-2024									
TYPE OF CHARGE	UNIT OF MEASURE	AMOUNT	GST	RECEIPT TYPE	GENERAL LEDGER	COST RECOVERY FEE / COMMERCIAL CHARGE	NEW AUTHORITY	LEGISTATION & SECTION	LGA 2009 S97(2) PARAGRAPH
SEARCHES AND DOCUMENTS									
PROPERTY SEARCHES									
Ownership Details *Owners Name and address.* **No cost to Agents or adjoining owners* *2 Working Days*	Per Assessment	$ 40.00	No GST	43	01100.0110.0060	CRF			(2)(C)
Basic Search – No Water Connected *Owners Name and address, Property Description, Rating Information, outstanding rates and charges.* *5 Working Days*	Per Assessment	$ 90.00	No GST	43	01100.0110.0060	CRF			(2)(C)
Basic Search – Water Connected *Owners Name and address, Property Description, Rating Information, Meter details and reading, outstanding rates and charges.* *5 to 7 Working Days*	Per Assessment	$ 120.00	No GST	43	01100.0110.0060	CRF			(2)(C)
Full Search *Owners Name and address, Property Description, Rating Information, Meter details and reading, outstanding rates and charges, Water and Sewerage Location, Zoning, Requisitions.* *7 to 10 Working Days*	Per Assessment	$ 160.00	No GST	43	01100.0110.0060	CRF			(2)(C)
Priority Search Fee *In addition to search fee* *2 Working Days*	Per Assessment	$ 35.00	No GST	43	01100.0110.0060	CRF			(2)(C)
Special Meter Reading *Meter Readings outside of a rate search* *2 Working Days*	Per Assessment	$ 40.00	No GST	43	01100.0110.0060	CRF			(2)(C)
Flood Information Search 3 Working Days	Per Assessment	$ 40.00	No GST	43	01100.0110.0060	CRF			(2)(C)
Water Location Search *3 Working Days*	Per Assessment	$ 40.00	No GST	43	01100.0110.0060	CRF			(2)(C)
Sewerage Location Search *3 Working Days*	Per Assessment	$ 40.00	No GST	43	01100.0110.0060	CRF			(2)(C)
Building Search *5 to 7 Working Days*	Per Assessment	$ 90.00	No GST	43	01100.0110.0060	CRF			(2)(C)

FLINDERS SHIRE COUNCIL – COST RECOVERY FEES & COMMERCIAL CHARGES 2023-2024									
TYPE OF CHARGE	UNIT OF MEASURE	AMOUNT	GST	RECEIPT TYPE	GENERAL LEDGER	COST RECOVERY FEE / COMMERCIAL CHARGE	NEW AUTHORITY	LEGISTATION & SECTION	LGA 2009 S97(2) PARAGRAPH

CORPORATE DOCUMENTATION

Rates Notice *Prior Financial Years Rates Notice at the Owner's Request*	Per Notice	$ 15.00	✓	41	01100.0110.134	CRF			(2)(C)
Budget Document	Per Copy	$ 111.50	✓	41	01100.0110.134	CRF			(2)(C)
Corporate Plan	Per Copy	$ 43.50	✓	41	01100.0110.134	CRF			(2)(C)
Operational Plan	Per Copy	$ 43.50	✓	41	01100.0110.134	CRF			(2)(C)
Annual Report/ Financial Statements	Per Copy	$ 43.50	✓	41	01100.0110.134	CRF			(2)(C)
Flinders Shire Council Planning Scheme	Per Copy	$ 90.00	✓	41	01100.0110.134	CRF			(2)(C)
Register of Fees and Charges	Per Copy	$ 43.50	✓	41	01100.0110.134	CRF			(2)(C)
Council Meeting Agenda	Per Copy	$ 43.50	✓	41	01100.0110.134	CRF			(2)(C)
Council Meeting Minutes	Per Copy	$ 43.50	✓	41	01100.0110.134	CRF			(2)(C)
Local Law and Associated Policy	Per Copy	$ 43.50	✓	41	01100.0110.134	CRF			(2)(C)

TYPE OF CHARGE	UNIT OF MEASURE	AMOUNT	GST	RECEIPT TYPE	GENERAL LEDGER	COST RECOVERY FEE / COMMERCIAL CHARGE	NEW AUTHORITY	LEGISTATION & SECTION	LGA 2009 S97(2) PARAGRAPH

SEWERAGE SERVICES

Connection to Basic Riser	Per Connection	$ 619.50	✓	500	02010.0105.0063	CRF	LGA 2009	s(24)(1)	
Applications for New and Additional Drainage Plan Approvals	Per Application	$200.00 + $15.50 Per Fixture	✓	500	02010.0105.0063	CRF	LGA 2009	s(24)(1)	(2)(c)
Disconnection Inspection Fee Sewerage Capping by Flinders Shire Council	Per Connection	At Cost Price	✓	500	01600.110.143	CRF	LGA 2009	s(24)(1)	(2)(c)
Disconnection Inspection Fee Sewerage Capping by Private Plumber	Per Connection	$ 195.00	✓	500	01600.110.143	CRF	LGA 2009	s(24)(1)	(2)(c)

BLOCKED SEWERAGE

Call-out Fee to clear blocked sewerage	Per Call-out	$ 90.00	✓	114	01480.0110.0113	CC	LGA 2009	S262(3)(c)	
Clear Blocked Sewerage	Per Call-out	At Cost Price	✓	501	01480.0110.0113	CC	LGA 2009	S262(3)(c)	

NOTE:

* If blockage is in The Main - call out fee is refunded.

PUMP SEPTIC

Pump Septic or Greywater Tank in Hughenden	Per Call-out	$ 136.00	✓	115	01600.0110.0087	CC	LGA 2009	S262(3)(c)	
Pump Septic or Greywater Tank in Prairie	Per Call-out	$ 275.50	✓	115	01600.0110.0087	CC	LGA 2009	S262(3)(c)	
Pump Septic or Greywater Tank in Torrens Creek	Per Call-out	$ 420.50	✓	115	01600.0110.0087	CC	LGA 2009	S262(3)(c)	
Pump Septic or Greywater Tank in Other Places - Private Works	Per Call-out / Plus Travel per klm e/w	$136.00 + $1.55 per km	✓	115	01600.0110.0087	CC	LGA 2009	S262(3)(c)	

INSPECTIONS

Plumbing Inspection for Building Contractors	Per Inspection	$ 121.00	✓	500	02010.0105.0063	CC			(2)(c)

SHOWGROUNDS

NOTE:
* Individuals are able to use the Arena subject to providing satisfactory Insurance for more than 10 hires per calendar year
* All long term hire and community group hire must supply a copy of public liability insurance to council annually
* Livestock are to be removed during the annual show days, campdraft events and any other special events requiring the use of the Yards & Stables unless arrangements are made with the organisation hiring the facility

ALL FACILITIES

OPTION A
* Includes: Main Arena, Chairs and Tables, Outback Arena, Bar, Kitchen, Green Toilet Block, Wool Pavilion toilets and PA System
* Available to hire separately: New chairs, Folding Tables, Wool Pavilion, Stables/Yards and Camping, Sports Lights and Flinders Sports Ground
* Excludes:Secretary Office, Poultry Pavilion and Trades Pavilion
* By arrangement only: Trades Pavilion Kitchen and Toilets

OPTION B
* Includes: Main Arena, Chairs and Tables, Outback Arena Bar, Kitchen, Green Toilet Block, Wool Pavilion Toilets and PA System, stable/yard and camping
* Available to hire separately: New Chairs, Folding Tables, Wool Pavilion, Sports Lights and Flinders Sports Ground
* Excludes: Secretary Office, Poultry Pavilion and Trades Pavilion
* By arrangement only: Trades Pavilion Kitchen and Toilets

TYPE OF CHARGE	UNIT OF MEASURE	AMOUNT	GST	RECEIPT TYPE	GENERAL LEDGER	COST RECOVERY FEE / COMMERCIAL CHARGE	NEW AUTHORITY	LEGISTATION & SECTION	LGA 2009 S97(2) PARAGRAPH
All Facilities - Option A	Per day	$ 394.50	✓	52	02230.0110.0124	CC	LGA 2009	S262(3)(c)	
All Facilities - Option B	Per day	$ 507.00	✓	52	02230.0110.0124	CC	LGA 2009	S262(3)(c)	

MAIN ARENA ONLY

NOTE:
* Includes: Green Toilet Block or Wool Pavilion Toilets.

Full Day Hire - (over 5 people)	Per Day	$ 169.00	✓	52	02230.0110.0124	CC	LGA 2009	S262(3)(c)	
Half Day Hire (over 5 people)	Per Day	$ 84.50	✓	52	02230.0110.0124	CC	LGA 2009	S262(3)(c)	
2 Hours - group training (up to 5 people)	Per Day	$ 29.00	✓	52	02230.0110.0124	CC	LGA 2009	S262(3)(c)	
Individual Hire - (one person only)	Full Day	$ 63.00	✓	52	02230.0110.0124	CC	LGA 2009	S262(3)(c)	
Individual Hire - (one person only)	Half Day (4 hours)	$ 32.00	✓	52	02230.0110.0124	CC	LGA 2009	S262(3)(c)	
Individual Hire - (one person only)	2 Hours	$ 16.50	✓	52	02230.0110.0124	CC	LGA 2009	S262(3)(c)	

TYPE OF CHARGE	UNIT OF MEASURE	AMOUNT	GST	RECEIPT TYPE	GENERAL LEDGER	COST RECOVERY FEE / COMMERCIAL CHARGE	NEW AUTHORITY	LEGISTATION & SECTION	LGA 2009 S97(2) PARAGRAPH

MAIN ARENA PUBLIC ADDRESS SYSTEM

NOTE:
* Includes: Not charged if Hired All Facilities

Full Day Hire	Per Hiring	$ 68.00	✓	52	02230.0110.0124	CC	LGA 2009	S262(3)(c)	
Security Deposit - Radio Microphone for PA (not payable by Regular Shire Community Groups)	Per Hiring	$ 307.00	No GST	609	19755.9755.9800	Refundable	LGA 2009	S262(3)(c)	

WOOL PAVILION ONLY

NOTE:
* Includes: Includes Wool Pavilion Toilets and green Toilet Block

Full Day Hire	Per Day	$ 68.00	✓	52	02230.0110.0124	CC	LGA 2009	S262(3)(c)	

BAR & KITCHEN

NOTE:
* Includes: Green Toilet Block OR Wool Pavilion Toilets and Chairs and Tables

Hire of Bar & Kitchen	Per Day	$ 74.50	✓	52	02230.0110.0124	CC	LGA 2009	S262(3)(c)	
Security Deposit on Bar & Kitchen (Not Payable by Regular Shire Community Group)	Per Hiring	$ 163.00	No GST	609	19755.9755.9800	CC	LGA 2009	S262(3)(c)	
Security Deposit on Bain Marie Trays - must be a cash deposit	Per Tray	$ 5.50	No GST	609	19755.9755.9800	CC	LGA 2009	S262(3)(c)	
Replacement of Bain Marie Tray	Per Tray	At Cost Price	✓	52	02230.0110.0124	CC	LGA 2009	S262(3)(c)	

OUTBACK ARENA

NOTE:
* Includes: Toilet Block & Lights
* Individuals are able to use the Arena subject to providing satisfactory Insurance (e.g. equestrian Australia)
* Deposit Refundable on inspections prior and after

TYPE OF CHARGE	UNIT OF MEASURE	AMOUNT	GST	RECEIPT TYPE	GENERAL LEDGER	COST RECOVERY FEE / COMMERCIAL CHARGE	NEW AUTHORITY	LEGISTATION & SECTION	LGA 2009 S97(2) PARAGRAPH
Full Day Hire - (over 5 people)	Per Day	$ 113.50	✓	52	02230.0110.0124	CC	LGA 2009	S262(3)(c)	
Half Day Hire - (over 5 people)	Per Half Day (4 Hours)	$ 57.00	✓	52	02230.0110.0124	CC	LGA 2009	S262(3)(c)	
Private Group Training - (up to 5 people)	Min 2 Hours	$ 29.00	✓	52	02230.0110.0124	CC	LGA 2009	S262(3)(c)	
Community Clubs Training	Per Year	$ 206.00	✓	52	02230.0110.0124	CC	LGA 2009	S262(3)(c)	
Individual Hire	Full Day	$ 32.00	✓	52	02230.0110.0124	CC	LGA 2009	S262(3)(c)	
Individual Hire	Half day (4Hours)	$ 32.00	✓	52	02230.0110.0124	CC	LGA 2009	S262(3)(c)	
Individual Hire	2 Hours	$ 16.50	✓	52	02230.0110.0124	CC	LGA 2009	S262(3)(c)	
Security Deposit - Facility Hire (not payable by Regular Shire Community Groups)	Per Hiring	$ 248.50	No GST	609	19755.9755.9800	Refundable	LGA 2009	S262(3)(c)	

FLINDERS SPORTS GROUND (FSG)

NOTE:
* Includes: Green Toilet Block or Wool Pavilion Toilets, Toilets in Trade Pavilion can be used by arrangement only
* Individuals are able to use the Flinders Sport Ground subject to providing satisfactory Insurance for more than 10 Hires per Calendar Year

Full Day (over 5 people)	Per day	$ 113.50	✓	52	02230.0110.0124	CC	LGA 2009	S262(3)(c)	
Half Day Hire (over 5 people)	Per half Day (4 Hours)	$ 57.00	✓	52	02230.0110.0124	CC	LGA 2009	S262(3)(c)	
2 Hours - Group Training (up to 5 people)	Min 2 Hours	$ 29.00	✓	52	02230.0110.0124	CC	LGA 2009	S262(3)(c)	
Community Clubs Training	Per Season	$ 394.50	✓	52	02230.0110.0124	CC	LGA 2009	S262(3)(c)	
Individual Hire (one person only)	Full Day	$ 63.00	✓	52	02230.0110.0124	CC	LGA 2009	S262(3)(c)	
Individual Hire (one person only)	Half Day (4 Hours)	$ 32.00	✓	52	02230.0110.0124	CC	LGA 2009	S262(3)(c)	
Individual Hire (one person only)	2 Hours	$ 16.50	✓	52	02230.0110.0124	CC	LGA 2009	S262(3)(c)	

FLINDERS SHIRE COUNCIL – COST RECOVERY FEES & COMMERCIAL CHARGES 2023-2024									
TYPE OF CHARGE	UNIT OF MEASURE	AMOUNT	GST	RECEIPT TYPE	GENERAL LEDGER	COST RECOVERY FEE / COMMERCIAL CHARGE	NEW AUTHORITY	LEGISTATION & SECTION	LGA 2009 S97(2) PARAGRAPH

CAMPING

Powerd Camp Site - Travelling with Stock or Trucks (Includes stable hire)	Per Day or Night / Per Site	$ 24.00	✓	52	02230.0110.0124	CC	LGA 2009	S262(3)(c)	
Un-Powered Camp Site - Travelling with Stock or Trucks (Includes stable hire)	Per Day or Night / Per Site	$ 11.50	✓	52	02230.0110.0124	CC	LGA 2009	S262(3)(c)	
Overflow Camping - Camp Fee at the Showgrounds		Same as Caravan Park Fees	✓	52	02230.0110.0124	CRF	LGA 2009	S262(3)(c)	
Self Contained Motorhomes	Per Vehicle/Per Night	Free	✓	159	01920.0110.0117	CC	LGA 2009	S262(3)(c)	

YARDS AND STABLES

Horse / Cattle Yards Max 5 Livestock	Per Day /Per Yard	$ 26.00	✓	52	02230.0110.0124	CC	LGA 2009	S262(3)(c)	
Annual Fee - (Max 5 Livestock)	Per Day /Per Yard	$ 451.50	✓	52	02230.0110.0124	CC	LGA 2009	S262(3)(c)	
Stables (covered) for 1 Month	Per month/Per Animal	$ 50.50	✓	52	02230.0110.0124	CC	LGA 2009	S262(3)(c)	
Stables (covered) for 1 Week	Per Week/Per Animal	$ 29.00	✓	52	02230.0110.0124	CC	LGA 2009	S262(3)(c)	
Stock Stalls (Uncovered) 1 Month	Per month/Per Animal	$ 40.50	✓	52	02230.0110.0124	CC	LGA 2009	S262(3)(c)	
Stock Stalls (Uncovered) 1 Week	Per Week/Per Animal	$ 22.00	✓	52	02230.0110.0124	CC	LGA 2009	S262(3)(c)	
Stable Fees for each Horse/Cattle	Per Day/Per Animal	$ 4.50	✓	52	02230.0110.0124	CC	LGA 2009	S262(3)(c)	

KEY DEPOSIT

Key Deposit - Not Payable by regular shire community group	Per key	$ 68.00	NO GST	609	19755.9755.9800	Refundable	LGA 2009	S262(3)(c)	
Lost Key Replacement - may include replacement of locks	Per Key	At Cost Price	NO GST	609	19755.9755.9800	Refundable	LGA 2009	S262(3)(c)	
Cleaning Deposit	Per Key	$ 68.00	NO GST	609	19755.9755.9800	Refundable	LGA 2009	S262(3)(c)	

TYPE OF CHARGE	UNIT OF MEASURE	AMOUNT	GST	RECEIPT TYPE	GENERAL LEDGER	COST RECOVERY FEE / COMMERCIAL CHARGE	NEW AUTHORITY	LEGISTATION & SECTION	LGA 2009 S97(2) PARAGRAPH

COUNCIL SET UP FEES

Council can set up chairs and tables - Price will be dependent on the setting up required		Price on Application	✓	500	01600.0110.0092	CC	LGA 2009	S262(3)(c)	
Generator - 80 KVA on trailer with power box 12 points. Does Not Include Fuel	Per Day	$ 338.00	✓	52	02230.0110.0124	CC	LGA 2009	S262(3)(c)	

COMMUNITY ORGANISATIONS - SPECIAL EVENTS

Hughenden Show Society - up to 7 days	Annual Show	$ 2,381.00	✓	52	02230.0110.0124	CC	LGA 2009	S262(3)(c)	

NOTE:

* Includes: Main Arena, Outback Arena, Flinders Sports Ground, Bar, Kitchen, Green Toilet Block, Wool Pavilion, Arts & Crafts Pavilion, Trades Pavilion including kitchen & amenities, Powered and Unpowered Camping, All Horses Stalls & Yards, Chairs and Tables, Secretary Office, PA System, Generator, all Lights and Bin Collection

Hughenden Gymnastics	Per Quarter	$ 406.00	✓	52	02230.0110.0124	CC	LGA 2009	S262(3)(c)	

NOTE:

* Exclusive use of Trades Pavilion per annum

Campdraft/Horse Event - up to 5 or 7 day hire	Per Campdraft	$ 1,299.00	✓	52	02230.0110.0124	CC	LGA 2009	S262(3)(c)	

NOTE:

* Includes: Main Arena, Chairs and Tables, Outback Arena, Kitchen, Bar, Green Toilet Block, Wool Pavilion Toilets, PA System, Generator, all Lights, Stables/Yards, Camping and Bin Collection

Sports Event (Rugby 7's) - up to 3 days	Per Carnival	$ 655.50	✓	52	02230.0110.0124	CC	LGA 2009	S262(3)(c)	

NOTE:

* Includes: Flinders Sport Ground, 100 Chairs, 20 Tables, Bar, Kitchen, Green Toilet Block, Wool Pavilion, PA System, Lights & Camping

Horse Workshops	Per Day	$ 130.50	✓	52	02230.0110.0124	CC	LGA 2009	S262(3)(c)	

NOTE:

* Includes: Outback Arena, Green Toilets, Bar, Kitchen, Stables. Lights and Camping

SWIMMING POOL - HUGHENDEN AQUATIC CENTRE

DAILY SESSIONS

TYPE OF CHARGE	UNIT OF MEASURE	AMOUNT	GST	RECEIPT TYPE	GENERAL LEDGER	COST RECOVERY FEE / COMMERCIAL CHARGE	NEW AUTHORITY	LEGISTATION & SECTION	LGA 2009 S97(2) PARAGRAPH
Adults - 17 and over	Per Entry	$ 3.50	✓	750	01720.0110.0240	CC	LGA 2009 s9(1)	S262(3)(c)	
Pensioners	Per Entry	$ 2.50	✓	750	01720.0110.0240	CC	LGA 2009 s9(1)	S262(3)(c)	
Students/Children 4 to 16	Per Entry	$ 2.50	✓	750	01720.0110.0240	CC	LGA 2009 s9(1)	S262(3)(c)	
Spectators	Per Entry	$ 1.50	✓	750	01720.0110.0240	CC	LGA 2009 s9(1)	S262(3)(c)	
Family	2 Adults + 2 Kids	$ 6.50	✓	750	01720.0110.0240	CC	LGA 2009 s9(1)	S262(3)(c)	
Children under 4	Per Entry	Free	✓	750	01720.0110.0240	CC	LGA 2009 s9(1)	S262(3)(c)	
Schools (Carnival)	Per School Per Day	$ 103.00	✓	750	01720.0110.0240	CC	LGA 2009 s9(1)	S262(3)(c)	
Other School Activities & Clubs	Per Hour	$ 21.00	✓	750	01720.0110.0240	CC	LGA 2009 s9(1)	S262(3)(c)	
Other (Training)	Per Hour - Max 2 outside lanes	$ 21.00	✓	750	01720.0110.0240	CC	LGA 2009 s9(1)	S262(3)(c)	
Learn to Swim Pool Hire	Per Hour	$ 21.00	✓	750	01720.0110.0240	CC	LGA 2009 s9(1)	S262(3)(c)	
Group Sessions	Per person per hour	$ 5.50	✓	750	01720.0110.0240	CC	LGA 2009 s9(1)	S262(3)(c)	
Private functions	Full Day	$ 257.50	✓	750	01720.0110.0240	CC	LGA 2009 s9(1)	S262(3)(c)	
Private functions	Half Day	$ 129.00	✓	750	01720.0110.0240	CC	LGA 2009 s9(1)	S262(3)(c)	

MONTHLY SESSIONS

Adults - 17 and over	Per Entry	$ 46.50	✓	750	01720.0110.0240	CC	LGA 2009 s9(1)	S262(3)(c)	
Pensioners	Per Entry	$ 31.00	✓	750	01720.0110.0240	CC	LGA 2009 s9(1)	S262(3)(c)	
Students/Children 4 to 16	Per Entry	$ 31.00	✓	750	01720.0110.0240	CC	LGA 2009 s9(1)	S262(3)(c)	
Family	2 Adults + 2 Kids	$ 93.00	✓	750	01720.0110.0240	CC	LGA 2009 s9(1)	S262(3)(c)	

FLINDERS SHIRE COUNCIL – COST RECOVERY FEES & COMMERCIAL CHARGES 2023-2024									
TYPE OF CHARGE	UNIT OF MEASURE	AMOUNT	GST	RECEIPT TYPE	GENERAL LEDGER	COST RECOVERY FEE / COMMERCIAL CHARGE	NEW AUTHORITY	LEGISTATION & SECTION	LGA 2009 S97(2) PARAGRAPH
YEARLY SESSIONS									
Hughenden Amateur Swimming Club	Per Year	$ 300.00	✓	750	01720.0110.0240	CC	LGA 2009 s9(1)	S262(3)(c)	

NOTE:

* Includes: Training Lanes, Club Nights, Pool Lights, 1 x Storage Shed, Club Room, Toilets, Entry Fees

FLINDERS SHIRE COUNCIL – COST RECOVERY FEES & COMMERCIAL CHARGES 2023-2024									
TYPE OF CHARGE	UNIT OF MEASURE	AMOUNT	GST	RECEIPT TYPE	GENERAL LEDGER	COST RECOVERY FEE / COMMERCIAL CHARGE	NEW AUTHORITY	LEGISTATION & SECTION	LGA 2009 S97(2) PARAGRAPH

WASTE MANAGEMENT

WHEELIE BINS

New Bin (240Ltr)	Per Bin	$ 99.00	✓	112	01420.0110.0143	CC	LGA 2009	S262(3)(c)	
Replacement Wheelie Bin Lids	Per Lid	$ 18.00	✓	113	01420.0110.0143	CC	LGA 2009	S262(3)(c)	
Replacement Wheelie Bin Wheel	Per Wheel	$ 18.00	✓	113	01420.0110.0143	CC	LGA 2009	S262(3)(c)	
Replacement Wheelie Bin Axle	Per Axle	$ 8.50	✓	113	01420.0110.0143	CC	LGA 2009	S262(3)(c)	

DUMPING OF WASTE - COMMERCIAL & DOMESTIC

ASBESTOS AND ASBESTOS CONTAMINATED WASTE ONLY

Domestic	Up to 10 m2	$ 24.00	✓	118	01420.0110.0143	CRF			(2)(a)
Commercial	From 10 m2 (Cost - Per m3)	$23.00 per m3	✓	118	01420.0110.0143	CRF			(2)(a)

COMMERCIAL, CONSTRUCTION & DEMOLITION WASTE (C&D)

C & D – Commercial Truck, Utility or Similar Vehicle – Rigid up to 4.5 Tonne	Per Load	$ 24.00	✓	118	01430.0110.0143	CRF			(2)(a)
C & D – Commercial Truck, Utility or Similar Vehicle – Rigid from 4.5 Tonne to 10 Tonne	Per Load	$ 45.50	✓	118	01430.0110.0143	CRF			(2)(a)
C & D – Commercial Truck, Utility or Similar Vehicle – Rigid from 10 Tonne to 16 Tonne	Per Load	$ 79.50	✓	118	01430.0110.0143	CRF			(2)(a)
C & D – Commercial Truck, Utility or Similar Vehicle – Rigid up from 16 Tonne to 23 Tonne	Per Load	$ 102.00	✓	118	01430.0110.0143	CRF			(2)(a)
C & D – Commercial Truck, Utility or Similar Vehicle – Rigid from 23 Tonne	Per Load	$ 203.00	✓	118	01430.0110.0143	CRF			(2)(a)

FLINDERS SHIRE COUNCIL – COST RECOVERY FEES & COMMERCIAL CHARGES 2023-2024									
TYPE OF CHARGE	UNIT OF MEASURE	AMOUNT	GST	RECEIPT TYPE	GENERAL LEDGER	COST RECOVERY FEE / COMMERCIAL CHARGE	NEW AUTHORITY	LEGISTATION & SECTION	LGA 2009 S97(2) PARAGRAPH

WATER SERVICES

Connect to Water Meter - 20mm to 25mm	Per Connection	$ 712.00	No GST	117	01470.0110.0103	CRF	LGA 2009	s24(1)	(2)(a)
Connect to Water Meter - 38mm	Per Connection	$ 861.50	No GST	117	01470.0110.0103	CRF	LGA 2009	s24(1)	(2)(a)
Connect to Water Meter - 40mm to 50mm	Per Connection	$ 1,308.50	No GST	117	01470.0110.0103	CRF	LGA 2009	s24(1)	(2)(a)
Connect to Water Meter - >50mm	Per Connection	At Cost Price	No GST	117	01470.0110.0103	CRF	LGA 2009	s24(1)	(2)(a)
Water Meter Relocation	Per Water Meter	At Cost Price	No GST	117	01470.0110.0103	CRF	LGA 2009	s24(1)	(2)(a)
Replaced Damaged Water Meter	Per Water Meter	At Cost Price	No GST	117	01470.0110.0103	CRF	LGA 2009	s24(1)	(2)(a)
Water Meter Disconnection	Per Water Meter	At Cost Price	No GST	117	01470.0110.0103	CRF	LGA 2009	s24(1)	(2)(a)
Water Meter Test - Refundable if Meter is found to be incorrect	Per Water Meter	$ 75.50	No GST	117	01470.0110.0103	CRF	LGA 2009	s24(1)	(2)(a)
Disconnection Fee - Water Service (Service disconnected at the Ferule)	Per Disconnection	$ 115.50	No GST	117	01470.0110.0103	CRF	LGA 2009	s24(1)	(2)(a)
Bulk Water from Standpipes (if delivery is required, it is quoted as Private Works Cost)	Per KL.	$ 6.50	No GST	117	01470.0110.0103	CRF	LGA 2009	s24(1)	(2)(a)

WATER PODS

Water Pod (subject to avaliability)	Per Pod	$ 82.50	✓	500	01480.0130.0220	CC	LGA 2009	S262(3)(c)	