



FLINDERS SHIRE COUNCIL

Annual Report 2019-2020

Adopted: 28 October 2020
Resolution Number: 3038

Discovery • Opportunity • Lifestyle



Annual Report 2019-2020

TRIM Ref: SF20/178 R20/4014

Page 2 of 38

TABLE OF CONTENTS

OUR ANNUAL REPORT	4
PERFORMANCE SUMMARY	4
VISION, MISSION, VALUES AND GUIDING PRINCIPLES	5
Our Vision	5
Our Mission	5
Our Values	5
Our Guiding Principles	5
OUR SHIRE	6
Acknowledgements	6
Introduction	6
Statistics	7
OUR COUNCIL	7
Organisational Structure	7
Executive Management Team (EMT)	7
Elected Members	7
Councillor Portfolios and Committees	9
MESSAGE FROM THE MAYOR and CHIEF EXECUTIVE OFFICER	16
BENEFICIAL ENTERPRISES AND BUSINESS ACTIVITIES	19
Beneficial Enterprises	19
Significant Business Activities	19
SENIOR STAFF REMUNERATION	19
Public Service Ethics 1994 (section 23)	19
GENERAL PURPOSE Financial Statements	19
COMMUNITY FINANCIAL REPORT	20
Revenue	20
Expenses	21
The Statement of Financial Position	21
Assets	21
Liabilities	22
The Statement of Changes in Equity	23
The Statement of Cash Flows	23
Financial Ratios	23
The Operating Surplus Ratio	23
Asset Sustainability Ratio	24
Net Financial Liabilities Ratio	25
Total Liabilities less Current Assets	25
PRATICULAR RESOLUTIONS	26
Expenses Reimbursement Policy	26
Asset Accounting	26
COUNCILLORS	26

Annual Report 2019-2020

TRIM Ref: SF20/178 R20/4014

Page 3 of 38

Remuneration Schedule.....	26
Councillor Remuneration, Meeting Attendance, Expenses and Facilities	27
Conduct and Performance of Councillors – 01 July 2019 to 16 April 2020	29
Conduct and Performance of Councillors – 16 April 2020 to 30 June 2020	30
ADMINISTRATIVE ACTION COMPLAINTS	31
OVERSEAS TRAVEL.....	31
EXPENDITURE ON GRANTS TO COMMUNITY ORGANISATIONS	31
Councillor's Discretionary Fund.....	31
Community Small Grants	32
Regional Arts Development Fund 2019-2020*	32
Sponsorship.....	33
Sporting Excellence	34
Donations.....	34
In-Kind Support.....	34
OTHER CONTENTS	35
Corporate and Operational Plans.....	35
Commercial Business	35
Joint Government Activities.....	35
Details of Special Rates and Charges.....	35
Contracts	35
Registers and Public Documents	36
Concessions for Rates and Charges Granted by Council.....	37
Internal Audit.....	37
Competitive Neutrality	38
ATTACHMENTS.....	38
Annual Financial Statements.....	38

OUR ANNUAL REPORT

This introductory session of the 2019-2020 Annual report outline information about the Flinders Shire Council and the Shire. It gives summary to our operational and financial performance for the 2019-2020 financial year.

The Annual Report details our performance during the financial year of 2019-2020 in meeting the strategic priorities outlines in our Corporate Plan 2019-2024 and our Long Term Financial Plan.

This information is relevant to the Flinders Shire residents, ratepayers, local businesses owners, potential investors, community groups, government agencies, funding bodies, current and potential staff.

PERFORMANCE SUMMARY

We are reporting according to Flinders Shire Council's Corporate Plan 2019-2024, which focuses on 6 Guiding Principles. Our Corporate Plan identifies our Councillor's long term vision and priority areas over a five year period.

We deliver on our priorities by implementing our Annual Operational Plan, which includes key projects and measures that directly respond to the priority areas from the Corporate Plan.

We focus on developing meaningful performance measures in all areas and creating key performance indicators at the organisational level. This will continue over the coming years as we strive to continuously improve both our internal and external reporting processes and accountability.

A performance against our 2020-2021 Operational Plan is measured against project milestones and targets set at the beginning of the financial year. The performance is reported to Council and the community on a quarterly basis.

Council produces a quarterly Operational Plan Performance Report, which provides a more detailed analysis of our performance and identifies progress on projects and performance against KPIs during the financial year.

VISION, MISSION, VALUES AND GUIDING PRINCIPLES

Our Vision

Flinders Shire – a place of discovery, opportunity and lifestyle

Our Mission

To promote quality of life through leadership, attitude and respect

Our Values

- A Caring Philosophy
- Pursuit of Excellence
- Teamwork
- Local Ownership
- Communication
- Leadership
- Recognition

Our Guiding Principles

At Flinders Shire we are committed to making decisions responsibly and sustainably acting with integrity, honesty and respect.

Our Environment – We will provide stewardship to maintain, protect and enhance our natural environment whilst supporting new and existing industries.

Our Resources – We will encourage sustainable resource utilisation by providing support to businesses and their associated industries.

Our Community – We will work with our community to provide an appealing lifestyle with the available resources to build a healthy, happy and caring community.

Our Economy – We will approach all business aspects of the Shire in a manner that promotes growth and sustainability to achieve the best possible outcome.

Our Infrastructure – We will aim to continuously improve products, services and processes through sustainable management of Council's core assets.

Our Governance – We will work as a team and act with pride, accountability, transparency and integrity to deliver services to our residents.

OUR SHIRE

Acknowledgements

We acknowledge the:

- Traditional Owners and custodians the Yirandali people of the land within the Flinders Shire Council local government area and we pay respect to their Elders past, present and emerging.
- Employees within the Flinders Shire Council teams who help us to continue to improve our Shire. We appreciate the value of our employees and would like to thank them for their service.
- Many volunteers within our community who so generously give their own time and energy to enrich the lives of those around them, and make our region a great place to live and visit.

Introduction

Flinders Shire is situated approximately half way between the cities of Townsville and Mount Isa and is named after Queensland's longest river – the Flinders River. The Flinders Shire is divided by the Flinders Highway – now known as the popular tourist drive “The Overlander’s Way”. The Flinders Highway runs east and west through the Kennedy Developmental Road – which runs north and south through the Flinders Shire. Encompassing the townships of Hughenden, Prairie, Torrens Creek and Stamford, Flinders Shire has become a major hub for transport and travellers alike. Hughenden is the main centre, situated on the Flinders River, 386km west of Townsville and 519km east of Mount Isa in north western Queensland.

As at the 2016 Census the Flinders Shire has a population of 1,569 residents. Its main industries are cattle and sheep grazing, tourism and renewable energy. The Shire has three prominent geological features: Porcupine Gorge in the north, Flinders River which winds from the White Mountains which are in the north-east through to the west of the Shire, and the Great Inland Sea. Hughenden is the centre of “Dinosaur Country”. Prehistoric finds include the great Muttaborrasaurus, Hughenden Sauropod and the Queensland Pterosaur, as well as many ammonites, molluscs and sharks teeth dating back to the Cretaceous era.

The Flinders shire includes a variety of diverse landscapes, with basalt caps and gorges to the north, desert country to the south-east and open flat black soil plains to the south and west. The Shire has four different bio-regions with ever-changing ecosystems including the Desert Uplands, Einasleigh Uplands, Mitchell Grass Downs and a small portion of Gulf Plains.

Major events held in the Flinders Shire include the Annual Hughenden Agricultural Show, Hughenden Country Music Festival, Hughenden Camp Draft, Porcupine Gorge Challenge, Hughenden Races, Rugby 7s Carnival as well as country race meetings held annually at Stamford, Prairie and Kooroorinya Falls Nature Reserve. The Shire welcomes over 18,000 visitors per year through the accredited Visitor Information Centre, The Flinders Discovery Centre.

Flinders Shire was drought declared in April 2013. An active monsoon trough and a slow-moving low pressure system over the northern tropics produced extremely heavy rainfall in tropical Queensland from late January into early February 2019. Parts of Flinders Shire had significant rainfall followed by below average temperatures and high wind conditions. The Flinders River reached major flood levels in Hughenden and other parts of the Shire several times, and damage extended to the grazing industry, small business, the not-for-profit sector and road infrastructure. Our recovery from this severe weather event is a complex task.

Annual Report 2019-2020

TRIM Ref: SF20/178 R20/4014

Page 7 of 38

Statistics

General		Shire Controlled Roads		State Controlled Roads	
Land Area	41,422km ²	Sealed – Rural	116.97km	Sealed	605.845km
Population (2016 Census)	1,569	Sealed – Urban	35.49km	Gravelled	96.49km
Metres above sea level	324m	Gravelled – Urban	11.76km	Formed	90.11km
Rateable Valuation	\$263,242,400	Gravelled – Rural	830.88km	Total	792.445km
Net Rate Revenue (excluding other levies and charges)	\$2,463,000	Formed	1003.93km		
		Total	1999.03km		
Total Income	\$42,566,000				
Total Expenses	\$37,706,000				

OUR COUNCIL

Organisational Structure

Local government comprises two groups of people:

- Councillors who are elected by the community to represent them and make decisions on behalf of the community;
- Employees who are responsible for implementing those decisions.

Executive Management Team (EMT)

The Chief Executive Officer (CEO) has an overall responsibility for the management of Council's operations to ensure Council objectives are met. Together with the CEO, three Directors form the executive management team to oversee and manage the operations of the organisation and provide councillors with information and advice to facilitate statutory and strategic policy decisions.

Members of the executive management team attend each Council meeting, as do other officers if required to provide additional information or clarification for Council meeting agenda reports.

Each of the directorates includes service managers, team coordinators and team leaders who have responsibility for implementing policies and directions through their respective teams.

Elected Members

Flinders Shire Council comprising of the Mayor and 6 councillors elected to serve a four year term. During the 2019-2020 financial year the 2020 Local Government Elections were held on 28 March 2020 with the 2020 to 2024 Councillors making their Declaration of Office on 16 May 2020.

The elected body is responsible for the planning for the future of their communities, and developing corporate strategic strategies and policies to achieve those plans.

Council has a duty to ensure the system of local government is accountable, effective, efficient and sustainable in accordance with the principles under the Local Government Act (section 4(2)).

The local government principles are:

- a) transparent and effective processes, and decision-making in the public interest; and
- b) sustainable development and management of assets and infrastructure, and delivery of effective services; and
- c) democratic representation, social inclusion and meaningful community engagement; and
- d) good governance of, and by, local government; and
- e) ethical and legal behaviour of councillors and local government employees.

Collectively the councillors set the strategic direction for the council, identifying service standards and monitoring performance of the organisation.

Role of Councillors

All councillors, including the mayor, have the same responsibilities, but the mayor has some additional responsibilities. The responsibilities of councillors include:

- ensuring the local government discharges its responsibilities under the LGA, achieves its corporate plan and complies with all applicable laws
- providing high-quality leadership to the local government and the community
- participating in local government meetings, policy development and decision making for the benefit of the local government area
- being accountable to the community for the local government's performance.

Role of the Mayor

In addition to the responsibilities of all councillors, the mayor has responsibilities of:

- leading and managing meetings as chairperson, including managing the conduct of participants at the meetings
- leading, managing and providing strategic direction to the CEO to achieve the high-quality administration of the local government
- directing the CEO in accordance with a resolution, or a document adopted by resolution, of the local government
- conducting a performance appraisal of the CEO at least annually, in the way decided by the local government
- ensuring the Minister promptly receives requested information from the local government
- being a member of each local government standing committee
- representing the local government at ceremonial or civic events.

Annual Report 2019-2020

TRIM Ref: SF20/178 R20/4014

Page 9 of 38

Councillor Portfolios and Committees

2016 to 2020 Councillors

MAYOR JANE MCNAMARA

Email: mayor@flinders.qld.gov.au

Mobile: 0429 417 115



Portfolios:

- Governance - Chair
- Finance
- Local and Regional Economic Development and Planning / Communication Systems – (Chair)
- Tourism and Regional Promotion
- Rural Roads
- South West Sector Flinders Highway – Hughenden Muttaborra Road
- Stamford
- Workshop – Plant and Equipment (Chair)

Standing Committees:

- Mount Isa Townsville Economic Zone (MITEZ) – Mid West Rep
- North West Outback Queensland Tourism Authority Group (NQOQTA) Overlander's Way
- Australia Dinosaur Trail
- Local Disaster Management Group (LDMG) (Chair)
- Hughenden District Community Advisory Network (CAN) (Chair)
- Northern Alliance of Councillors
- North West Queensland Regional Roads and Transport Group (NWQRRTG)
- NWQ Regional Organisation of Councils (NWQROC) – (Vice Chair)
- IQ-RAP (Inland Queensland – Roads Action Project) (Vice Chair)
- NADC (National Australia Day Council (Board Member)
- NADC (Northern Australia Advisory Council) Board Member

DEPUTY MAYOR SEAN O'NEILL

Email: deputymayor@flinders.qld.gov.au

Mobile: 0400 174 546



Portfolios:

- Governance
- Finance – (Chair)
- Audit - (Chair)
- Tourism and Regional Promotion – (Chair)
- Town Street
- Residential / Council Owned Facilities
- Sport Recreation and Parks – (Chair)
- Saleyards
- Community Care and Aged Care
- Community Relations
- Arts and Culture
- Environmental Health / Nuisance Control

Standing Committees:

- North West Outback Queensland Tourism Association (NWOQTA) Overlander's Way
- North Queensland Games Foundation
- Australia Dinosaur Trail
- Local Disaster Management Group (LDMG) (Deputy Chair)
- Hughenden District Community Advisory Network (CAN)
- Northern Alliance of Councils
- Recreational Lake Advisory Committee (Chair)

Annual Report 2019-2020

TRIM Ref: SF20/178 R20/4014

Page 10 of 38



SHIRE OF FLINDERS

Discovery • Opportunity • Lifestyle

COUNCILLOR GRAHAM SEALY

Email: Cr.sealy@flinders.qld.gov.au

Mobile: 0427 417 312



Portfolios:

- Governance
- Finance
- Audit
- Local and Regional Economic Development and Planning / Communication Systems
- Rural Roads
- North and South Sector Prairie – Hughenden Muttaborra Road across to Prairie Muttaborra Road
- Prairie – (Chair)
- Workshop – Plant and Equipment
- Residential / Council Owned Facilities – (Chair)
- Rural Lands – Wild Dogs, Pests Permits to Occupy and Leases
- Utilities – Water, Sewerage and Refuse – (Chair)

Standing Committees:

- Mount Isa Townsville Economic Zone (MITEZ)
- Flinders River Ag Precinct (FRAP)
- Pest Management Advisory Committee
- North West Queensland Regional Roads and Transport Group (NWQRRTG)
- Regional Organisation of Councils (ROC)
- Western Queensland Local Government Association (WQLGA)
- Chamber of Commerce

COUNCILLOR KELLY CARTER

Email: Cr.carter@flinders.qld.gov.au

Mobile: 0429 411 689



Portfolios:

- Governance
- Finance
- Local and Regional Economic Development and Planning / Communication Systems
- Town Streets – (Chair)
- Sport Recreation and Parks
- Community Care and Aged Care – (Chair)
- Community Relations – (Chair)
- Youth Relations / Education
- Arts and Culture

Standing Committees:

- North Queensland Games Foundation
- Local Disaster Management Group (LDMG)
- Hughenden District Community Advisory Network (CAN)
- Regional Arts and Development Fund (RADF)
- Chamber of Commerce

COUNCILLOR KATE DOWNIE

Email: Cr.downie@flinders.qld.gov.au

Mobile: 0408 742 833



Portfolios:

- Governance
- Finance
- Tourism and Regional Promotion
- Town Streets
- Residential / Council Owned Facilities
- Community Relations
- Youth Relations / Education – (Chair)
- Arts and Culture – (Chair)
- Environmental Health / Nuisance Control

Standing Committees:

- North West Outback Queensland Tourism Authority Group (NQOQTA)
- Australia Dinosaur Trail
- Western Queensland Local Government Association (WQLGA)
- Regional Arts and Development Fund (RADF)
- Chamber of Commerce

Annual Report 2019-2020

TRIM Ref: SF20/178 R20/4014

Page 11 of 38

COUNCILLOR ARTHUR (BILL) BODE

Email: Cr.bode@flinders.qld.gov.au

Mobile: 0428 719 579



Portfolios:

- Governance
- Finance
- Rural Street and Roads
- North and South of Torrens Creek – Torrens Creek to Aramac Road across to Prairie to Muttaborra
- Torrens Creek – (Chair)
- Workshop – Plant and Equipment
- Rural Lands – Wild Dogs, Pests, Permits to Occupy and Leases – (Chair)
- Saleyards
- Utilities – Water, Sewerage and Refuse
- Cemeteries / Undertaker

Standing Committees

- Flinders River Ag Precinct (FRAP)
- Pest Management Advisory Committee (Chair)
- North Queensland Local Government Association (NQLGA)
- Western Queensland Local Government Association (WQLGA)
- Wild Dog Advisory Group
- Lake Eyre Basin Advisory Group
- Great Artesian Basin (GABAC)

COUNCILLOR KIM (CLANCY) MIDDLETON

Email: Cr.middleton@flinders.qld.gov.au

Mobile: 0427 411 281



Portfolios:

- Governance
- Finance
- Rural Roads
- North and North West Sector from Hughenden – Hann Highway – Basalt Byways
- Workshop Plant and Equipment
- Sport Recreation and Parks
- Rural Lands – Wild Dogs, Pests, Permit to Occupy and Leases
- Saleyards (Chair)
- Youth Relations / Education
- Utilities – Water, Sewerage and Refuse
- Environmental Health / Nuisance Control – (Chair)

Standing Committees:

- Flinders River Ag Precinct (FRAP)
- Pest Management Advisory Committee
- Chamber of Commerce

Annual Report 2019-2020

TRIM Ref: SF20/178 R20/4014

Page 12 of 38

2020 to 2024 Councillors

MAYOR JANE MCNAMARA

Email: mayor@flinders.qld.gov.au

Mobile: 0429 417 115

Portfolios:

- Governance **(Chair)**
- Procurement **(Chair)**
- Finance
- Audit – Ex-officio
- Residential / Council Owned Facilities
- Utilities – Water, Sewerage & Refuse / Environmental Health / Nuisance Control
- South West Sector Flinders Highway – Old Muttaborra Road
- Stamford
- Workshop – Plant & Equipment **(Chair)**
- Health / Community Care & Aged Care
- Local Regional Economic Development & Planning
- Community / Youth Relations / Education
- Tourism & Regional Promotion **(Chair)**
- Local Disaster Management Group (LDMG) & COVID-19 **(Chair)**

Advisory Groups:

- Mount Isa Townsville Economic Zone (MITEZ)
- North West & Gulf Regional Roads Group (NWQRRTG)
- North West Queensland & Regional Organisation of Councils (NWQROC)
- North West Outback Queensland Tourism Authority Group (NWOQTA) Overlanders Way & Australia Dinosaur Trail (ADT)
- Hughenden District Community Advisory Network (CAN) **(Chair)**

Boards & Committees:

- IQ-RAP - Vice Chair
- National Australia Day Council - Board Member
- LGAQ – District No. 11 (North West) representative on the Association's Policy Executive for 2020-2024
- LNP Local Government Policy Committee Member
- LNP Northern Development Policy Committee Member
- North West Animal Industries Recovery Working Group (NWAIR)
- Wild Dog Project Advisory Group (PAG)



DEPUTY MAYOR KIM (CLANCY) MIDDLETON

Email: deputymayor@flinders.qld.gov.au

Mobile: 0427 411 281

Portfolios:

- Governance
- Procurement
- Finance
- Audit
- Residential / Council Owned Facilities
- Utilities – Water, Sewerage & Refuse / Environmental Health / Nuisance Control
- Workshop – Plant & Equipment
- Local Regional Economic Development & Planning **(Chair)**
- Sport / Recreation / Arts & Culture
- Rural Lands – Wild Dogs, Pests, Permits to Occupy & Leases
- Pest Management Advisory Committee

Advisory Groups:

- Mount Isa Townsville Economic Zone (MITEZ)
- North West & Gulf Regional Roads Group (NWQRRTG)
- North West Queensland Regional Organisation of Councils (NWQROC)



Annual Report 2019-2020

TRIM Ref: SF20/178 R20/4014

Page 13 of 38



SHIRE OF FLINDERS

Discovery • Opportunity • Lifestyle

COUNCILLOR KELLY CARTER

Email: Cr.carter@flinders.qld.gov.au

Mobile: 0429 411 689



Portfolios:

- Governance
- Procurement
- Finance
- Residential / Council Owned Facilities **(Chair)**
- Utilities – Water, Sewerage & Refuse / Environmental Health / Nuisance Control **(Chair)**
- Hughenden Town Streets
- Health / Community Care & Aged Care **(Chair)**
- Community / Youth Relations / Education
- Tourism & Regional Promotion
- Sport / Recreation / Arts & Culture
- Local Disaster Management Group (LDMG) & COVID-19 **(Deputy Chair)**

Advisory Groups:

- North West Outback Queensland Tourism Authority Group (NWOQTA) Overlanders Way & Australia Dinosaur Trail (ADT)
- North Queensland Games Foundation
- Regional Arts & Development Fund (RADF)
- Chamber of Commerce
- Hughenden District Community Advisory Network (CAN)

COUNCILLOR CLARENCE (CLARRIE) HAYDON

Email: Cr.haydon@flinders.qld.gov.au

Mobile: 0427 417 127



Portfolios:

- Governance
- Procurement
- Finance
- Audit
- Residential / Council Owned Facilities
- Utilities – Water, Sewerage & Refuse / Environmental Health / Nuisance Control
- Rural Streets & Roads
- South of Torrens Creek along Flinders Highway – Eastern Shire boundary across to Prairie to Muttaborra Road
- Torrens Creek
- Workshop – Plant & Equipment
- Saleyards **(Chair)**
- Rural Lands – Wild Dogs, Pests, Permits to Occupy & Leases
- Pest Management Advisory Committee

Advisory Groups:

- Chamber of Commerce

Boards & Committees:

- Lake Eyre Basin
- Great Artesian Basin (GAB)

Annual Report 2019-2020

TRIM Ref: SF20/178 R20/4014

Page 14 of 38



SHIRE OF FLINDERS

Discovery • Opportunity • Lifestyle

COUNCILLOR NICOLE (NIKI) FLUTE

Email: Cr.flute@flinders.qld.gov.au

Mobile: 0428 458 564



Portfolios:

- Governance
- Procurement
- Finance
- Residential / Council Owned Facilities
- Utilities – Water, Sewerage & Refuse / Environmental Health / Nuisance Control
- North West Sector from Hughenden – West of Hann Highway to Flinders Highway
- Health / Community Care & Aged Care
- Local Regional Economic Development & Planning
- Community / Youth Relations / Education **(Chair)**
- Tourism & Regional Promotion
- Sport / Recreation / Arts & Culture **(Chair)**

Advisory Groups:

- North West Outback Queensland Tourism Authority Group (NWOQTA) Overlanders Way & Australia Dinosaur Trail (ADT)
- North Queensland Games Foundation
- Regional Arts & Development Fund (RADF)
- Chamber of Commerce
- Hughenden District Community Advisory Network (CAN)

COUNCILLOR ARTHUR (BILL) BODE

Email: Cr.bode@flinders.qld.gov.au

Mobile: 0428 719 579



Portfolios:

- Governance
- Procurement
- Finance
- Residential / Council Owned Facilities
- Utilities – Water, Sewerage and Refuse / Environmental Health / Nuisance Control
- Rural Streets & Roads
- South of Prairie along Flinders Highway – Old Hughenden Muttaborra Road across to Prairie-Muttaborra Road
- Prairie
- Workshop – Plant & Equipment
- Saleyards
- Rural Lands – Wild Dogs, Pests, Permits to Occupy & Leases **(Chair)**
- Pest Management Advisory Committee
- Local Disaster Management Group (LDMG) & COVID-19 **(Community Representative)**

Boards & Committees:

- Wild Dog Project Advisory Group (PAG)
- Agforce
- Lake Eyre Basin
- Great Artesian Basin (GAB)

Annual Report 2019-2020

TRIM Ref: SF20/178 R20/4014

Page 15 of 38



SHIRE OF FLINDERS

Discovery • Opportunity • Lifestyle

COUNCILLOR TREVOR MITCHELL

Email: Cr.mitchell@flinders.qld.gov.au

Mobile: 0458 683 402



Portfolios:

- Governance
- Procurement
- Finance
- Residential / Council Owned Facilities
- Utilities – Water, Sewerage & Refuse / Environmental Health / Nuisance Control
- Hughenden Town Streets
- North East Sector from Hughenden – East of Hann Highway to Flinders Highway
- Saleyards
- Community / Youth Relations / Education
- Tourism & Regional Promotion
- Rural Lands – Wild Dogs, Pests, Permits to Occupy & Leases
- Pest Management Advisory Committee **(Chair)**
- Cemeteries / Undertaker
- Local Disaster Management Group (LDMG) & COVID-19 **(Community Representative)**

Boards & Committees:

- Lake Eyre Basin
- Great Artesian Basin (GAB)

MESSAGE FROM THE MAYOR AND CHIEF EXECUTIVE OFFICER

On behalf of your Councillors and the Executive Management Team, we are pleased to present the Flinders Shire Council 2019-2020 Annual Report.

Once again the Flinders Shire has had mixed fortunes with regards to the wet season and drought conditions. It has been another hard year for the southern half of the Flinders Shire with over 8 years of drought and a grasshopper plague to add to the mix. Parts of the northern and eastern areas of the Shire were fortunate to have a more normal season.

The Covid-19 pandemic has severely impacted our small businesses in the Flinders Shire. Council has contributed to boost the local economy through grant funding by:

- Investing \$300,000 in local businesses through the Cards4all project; and
- \$550,000 to assist businesses to upgrade and improve shop fronts.

Flinders Shire Council's focus continues to be to drive economic development in the Shire. The primary focus for Council continues to be the diversification of industry within the Flinders Shire.

Examples of the Flinders Shire Economic Diversification Projects that are being progressed are listed below:

- KDR (Kennedy Development Road) upgrades continued through funding secured from Federal Northern Australia Road Program and Queensland State Government - \$53.6 million between Flinders and Etheridge Shires. Our Road Construction crews worked on the final section of this funding package throughout the financial year. Further funding of \$40 million was secured through the Federal Government ROSI funding.
- Flood Damage Funding - The 2019 February Flood Event created a huge amount of work through flood damage funding which has been aligned with Flinders Shire Road Maintenance budgetary funding for maintenance to our Shire roads.
- Hughenden Meat Processing Facility and Feedlot – Council continues to work with CNVM Investments Pty Ltd to progress this project.
- 15 Mile Irrigation Project – Your Council gained Coordinated Project Status from the Coordinator General for the 15 Mile Irrigation Project. This has enabled us to proceed with this project and the investors have worked with us throughout the year to see this through to development stage.
- Hughenden Recreational Lake – Construction of the lake is complete, with total construction cost estimated at \$12 million. Funding of \$4.19 million was secured from the Federal Government Building Better Regions Fund, Federal Drought funding of \$900,000 with the Council funding the balance. Construction was completed in July 2019 and the establishment of the parks and amenities has been the focus for this financial year. Fortunately, we have been able to fill the lake during the wet season.
- Tourism Promotion within the Flinders Shire is ongoing and we did see record numbers of visitors in 2019. There is ongoing planning for Porcupine Gorge Development and planning for the expansion of the Flinders Discovery Centre.
- Renewable Energy Projects have been completed and the energisation of both the Hughenden Solar Farm and Kennedy Energy Park is ongoing. Council support for the Copperstring 2.0 project is ongoing. This will enable both of the renewable energy facilities in the Shire to be energised and connected to the grid.

Annual Report 2019-2020

TRIM Ref: SF20/178 R20/4014

Page 17 of 38

- Viper Water Solutions have built and opened a poly pipe manufacturing facility in the Industrial Estate. This business is now looking towards their future expansion into water tank production and the future employment prospects for the residents of the Shire.
- Planning and construction of the Medium Industry Industrial Estate and the new Water Tank for Hughenden are well underway.
- Council has and will continue to be proactive in achieving these important projects to ensure our Shire has a long-term sustainable future.

Some other Highlights for the period 2019/2020:

In addition to the above projects, our Shire continues to grow and develop through the provision of essential services and facilities.

- Support for Community Care Services within our Communities and upgrading to the current Federal and State programs and we are working to improve the delivery of our Community Care Programs.
- Continuing pest management throughout the Shire including additional resources for dog trapping, promotion of the Good Neighbour Program and the Biosecurity Plan. Following the 2019 Flood Event, the Council administered a grant program that assisted the parthenium weed program.
- Upgrades to the Diggers Entertainment Centre facilities of lighting, kitchen and meeting room area and BBQ replacement in the outdoor area have been undertaken and completed.
- The Torrens Creek to Aramac Road has had further sealing by using some of our allocated TIDS money for this purpose.
- Upgrades to Shire Roads including:
 - Sections of Prairievale Road to bitumen standard.
 - \$5.7 million was spent to repair flood damaged roads.
- Further upgrades to the Football Field – installation of the lighting, PA and scoreboard was completed and levelling and re turfing was undertaken.

Financial Performance

While driving economic development is critical, it is also critical that Council's financial management is strong and supports our growth and development. Included in the Annual Report is a comprehensive outline of Council's financial statements for the 2019/2020 financial year.

Council is required each year in its Annual Report to publish long term financial sustainability indicators. The required reporting ratios of operating surplus, asset sustainability and net financial liabilities are all meeting the recommended targets.

Council ended the 2019/2020 Financial Year with an operating surplus of \$4.9 million. Contributing to this result was the prepayment of 2019/20 Financial Assistance Grants of \$3.7 million. Notwithstanding this addition we have concluded the year in a good financial position.

Capital expenditure of \$10.5 million was spent on new assets and asset renewals to ensure that important infrastructure will meet the future demands.

Council's Cash Reserves continue to be strong with Council ensuring that it has appropriate financial control to maintain an adequate cash balance.

Annual Report 2019-2020

TRIM Ref: SF20/178 R20/4014

Page 18 of 38

As in past years, Council's financial sustainability depends on securing government grants and contract works, particularly from the Department of Transport and Main Roads. These two items in 2019/20 represented 80.9 per cent of Council's total operating revenues with the balance representing Council's own source revenue. This high dependence on external funding is always a risk for Council's operations should such grants and contract works not be available. Contract works from the Department of Transport and Main Roads totalled \$15.903 million this financial year compared with \$12.073 million in 2018/19. This has had a big bearing on Council finishing the year with a sound operating result.

The 2019/2020 financial year has been an exciting year for the Flinders Shire. Sincere thanks to all Councillors and staff in providing sound leadership, direction and dedication for the service to our community.

In conclusion I would like to acknowledge the work of our past Councillors O'Neil, Sealy and Downie and their contribution to the Flinders Shire. Welcome to our new Councillors Haydon, Mitchell and Flute for the 2020-2024 council term. We all look forward to a very progressive and positive future for the Flinders Shire.



Cr Jane McNamara
MAYOR



Mr Daryl Buckingham
CHIEF EXECUTIVE OFFICER




Hughenden Recreational Lake

Completion Ceremony was held on 08 November 2019. With the Official Community opening held on Australia Day, 26 January 2020.

Council would like to acknowledge Building Better Regions Fund and the Drought Communities Program for providing funding.

*Acknowledgement of photos: Andrea Creagh and
Barbra Smith*



Annual Report 2019-2020

TRIM Ref: SF20/178 R20/4014

Page 19 of 38

BENEFICIAL ENTERPRISES AND BUSINESS ACTIVITIES

(Local Government Act 2009 section 41 & 45(a))

Beneficial Enterprises

Section 41 of the Act requires that the Annual Report contain a list of all beneficial enterprises conducted during the year.

Flinders Shire Council has had **no** beneficial enterprises during 2019-2020.

Significant Business Activities

Section 45(a) of the Act requires that the Annual Report contain a list of all the significant business activities the local government conducted during the financial year.

Flinders Shire Council conducted **no** Significant Business Activities during 2019-2020. Due to no significant business activities the competitive neutrality principle is not applicable for 2019-2020.

SENIOR STAFF REMUNERATION

(Local Government Act 2009 section 201)

Remuneration levels for council executives take many factors into account, including work value and the complexity of the job. This ensures remuneration levels for executives are appropriate and that Council is well placed to retain and attract executives with skills necessary to help deliver value for money services to the community. In accordance with s201 of the Act, the total number of remuneration packages available to senior management during the period was:

Package Band	Number of Employees
\$100,000 to \$199,999	3
\$200,000 to \$299,999	1

Public Service Ethics 1994 (section 23)

Council has implemented the Code of Conduct and undertaken regular education, training and review of procedures.

GENERAL PURPOSE FINANCIAL STATEMENTS

(Local Government Regulation 2012 section 183)

Please see attached Flinders Shire Council's Annual Audited Financial Statements for the year ended 30 June 2020.

COMMUNITY FINANCIAL REPORT

(section 184 Local Government Regulation 2012)

The Community Financial Report is designed to give interested parties a better understanding of the financial performance and financial position of Council for the financial year. The information presents a summary of the financial results for the 2019-2020 year.

Revenue

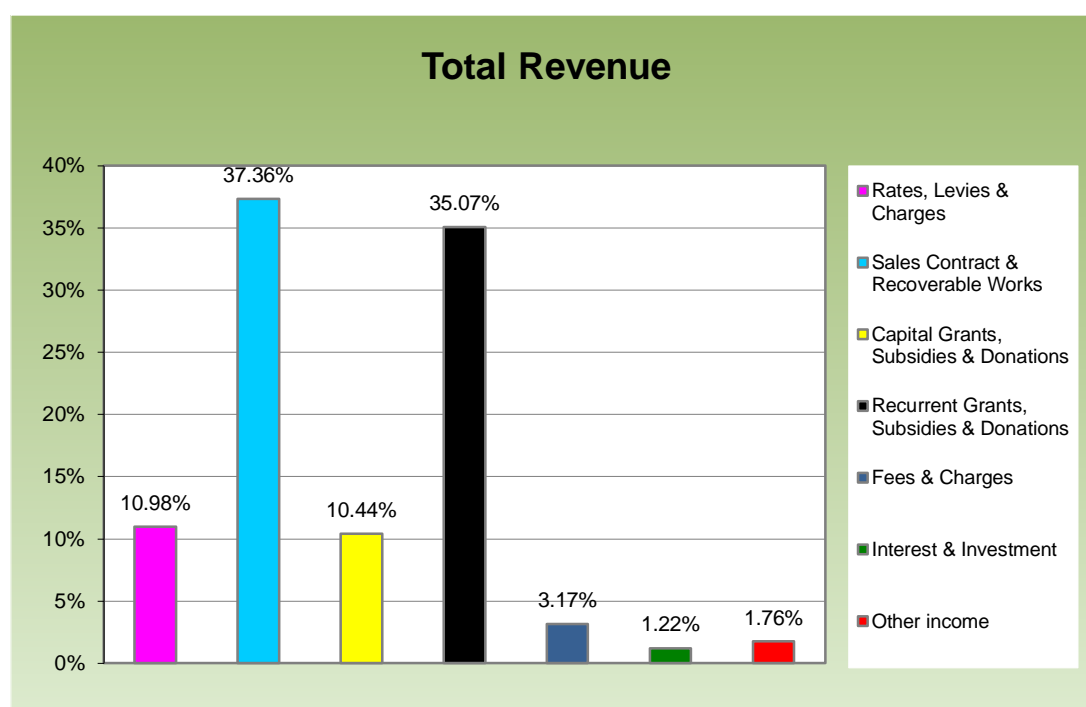
The two main categories of revenue are recurrent revenue and capital revenue. Council's recurrent revenue is money raised that is used to fund the operations of Council. Council raises recurrent revenue from income sources such as rates, levies and charges, grants, subsidies and donations, contract and recoverable works revenue, interest, fees and charges, rent and other income. Council's capital revenue is sourced for the purpose of constructing and/or reconstructing Council's assets now and into the future. Capital revenue consists of grants, subsidies and donations, as well as gains/losses on disposal of assets.

Total recurrent revenue has increased from \$29.8M in 2018-19 to \$38.1M in 2019-20. Overall there were increases in rates and charges and sales contract and recoverable works revenue. Recurrent grants revenue received in 2019-20 increased from the previous year by \$3.9M. Sales contract and recoverable works revenue comprised 41.7% and grants, subsidies, contributions and donations was 39.16% of recurrent revenue.

It is important to note that sales contract and recoverable works revenue is almost all related to Transport and Main Roads contract works on state controlled assets. An analysis of income shows these works have increased in the amount of \$3.8M compared to the previous financial year. Council is heavily reliant on both sales contract, recoverable works and grant revenue and although there was revenue for the year in this area the amount was still substantial.

Capital revenue of \$4.4M is marginally less than the previous year of \$5.2M. Capital revenue is sourced for the purpose of constructing assets, including upgrades and renewals.

Council's ability to raise income from rates, levies and charges is limited. The income generated from this source is 12.2% of total revenue, a slight increase from 11.6% in the previous year.



Annual Report 2019-2020

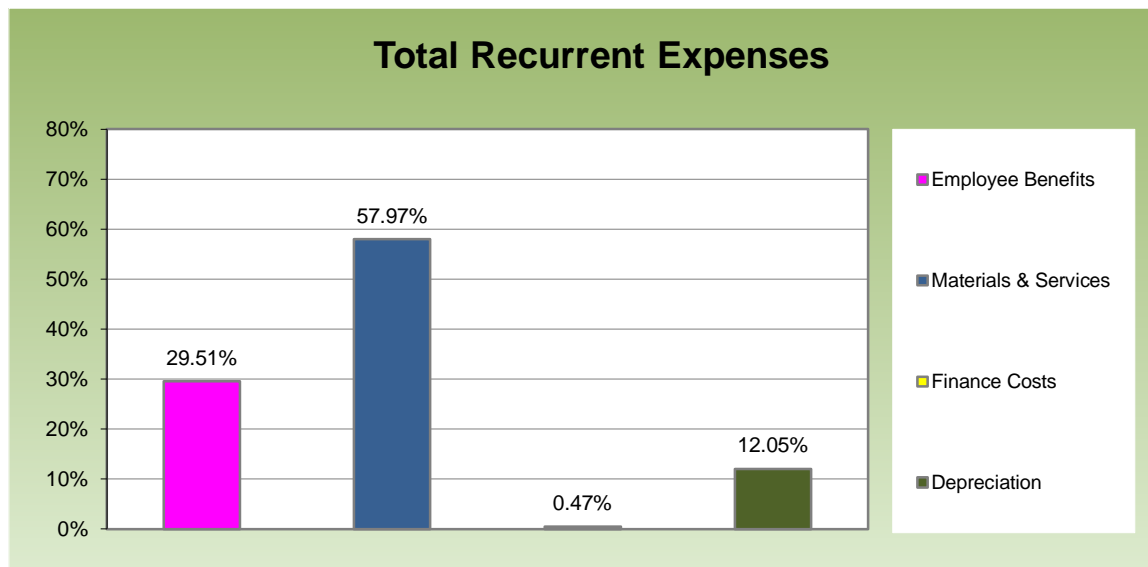
TRIM Ref: SF20/178 R20/4014

Page 21 of 38

Expenses

Council's recurrent expenses include employee benefits, materials and services, finance costs and depreciation. These line items represent the cost to Council of providing services, operating facilities and maintaining assets.

Council's recurrent expenditure increased by \$10.5M compared to the previous year. This was not surprising given the significant increase in sales contract and recoverable works, flood damage and other road construction works.



The Statement of Financial Position

This statement is often referred to as the balance sheet and summarises the financial position of Council at the end of the financial year. The statement measures what Council owns (assets) and what Council owes (liabilities) at the end of the financial year with the difference between these two components being the net community wealth (equity of Council).

Assets

Property plant and equipment increased by \$6.5M which is the net result of asset purchases/additions, disposals, depreciation and revaluations. Trade and other receivables decreased in the amount of \$1.4M.

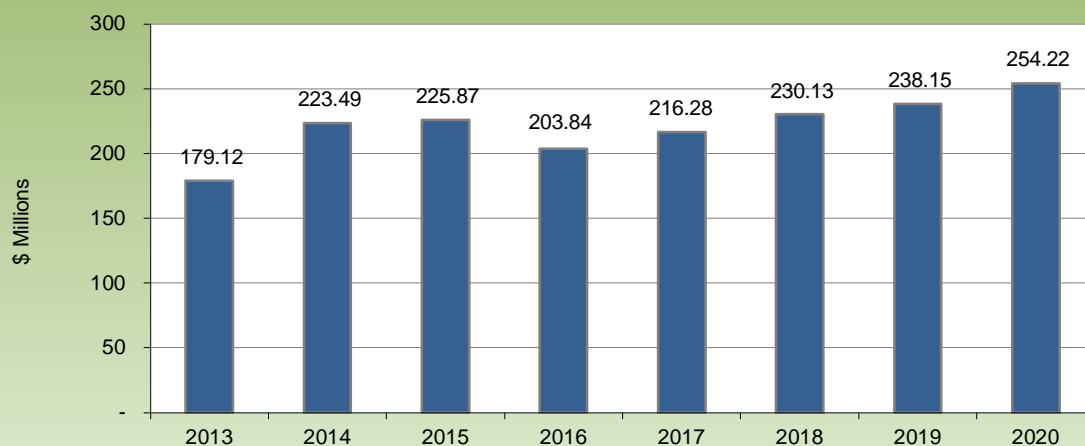
There was an increase in the cash balance of \$9.1M, this increase was due mainly to unspent grant funding as well as an increase in funding received relating to Main Roads contract works and flood damage road works.

Council had \$25.8M invested in a cash management account with Queensland Treasury Corporation (QTC). A short term deposit amounting to \$3M was also held with the National Australia Bank (NAB). Interest received on cash investments for the year was \$0.5M.

Property, plant and equipment is the largest asset type comprising \$218.4M. Property, plant and equipment is made up of Council asset classes including land, buildings, recreation facilities, plant and equipment, corporate and IT, road network, water network, sewer network, stormwater drainage network, waste / landfill and works in progress. Council's road network assets are the largest component of property, plant and equipment amounting to \$122.1M.



Assets (\$m) Comparatives

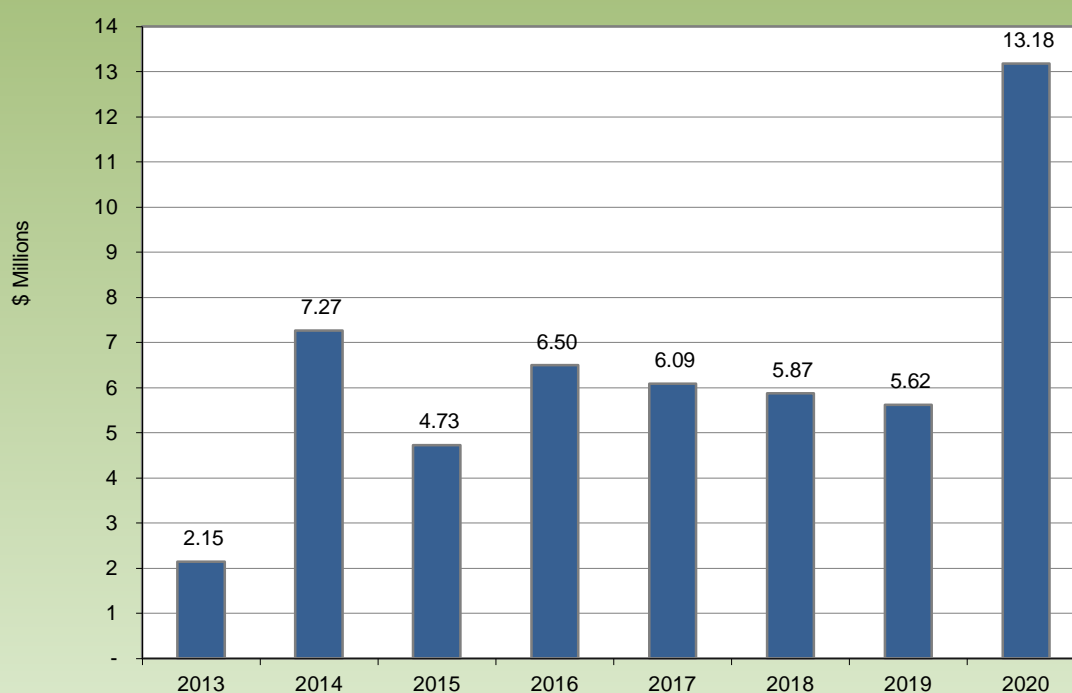


Liabilities

Council's liabilities comprise amounts owing for provisions, borrowings, contract liabilities, trade and other payables. The provisions balance comprises employee entitlements for long service leave and the restoration of the Hughenden Landfill in future years.

Borrowings of \$1.6M relate to loans from Queensland Treasury Corporation and \$0.9M for the purchase of a water licence from the Department of Natural Resources, Mines and Energy. Loans from Queensland Treasury Corporation have been taken out to construct a new sewer network in North Hughenden, upgrade the Sewerage Treatment Plant and replace Caravan Park infrastructure.

Liabilities (\$m) Comparatives



Annual Report 2019-2020

TRIM Ref: SF20/178 R20/4014

Page 23 of 38

The Statement of Changes in Equity

Community equity is represented by Council's net worth. This is calculated by what Council own, minus what Council owes.

Total Assets \$254.2M – Total Liabilities \$13.2M = Community Equity \$241.0M

Community equity increased by \$8.5M compared to the previous year. A condition assessment of Council's Airport and Stormwater and Drainage assets undertaken by Council's engineers resulted in a \$0.9M increment in the asset revaluation surplus.

Council's retained surplus represents amounts which have been invested into assets to provide services. The asset revaluation surplus comprises amounts representing the asset retained capital and other change in the value of Council's assets over time.

The Statement of Cash Flows

The Statement of Cash Flows identifies the cash received and cash spent throughout the year. The statement shows Council's ability to cover its expenditures and where those funds are derived. Council's cash balance increased in the amount of \$9.1M compared to the previous year.

Council's cash flows from operating activities incorporate the recurrent activities of Council. The cash flows from investing activities shows Council spent \$10.5M investing in property, plant and equipment. This includes capital works on Council's road network assets and other asset classes.

Cash flows from financing activities shows that Council made principal repayments of \$0.283M on all loans during the year.

Financial Ratios

Section 169 of the *Local Government Regulation 2012* requires the inclusion of the relevant measures of financial sustainability. These ratios are also included in Council's long term financial plan with reviews conducted on a regular basis. The targets have been set by the Department of Local Government and Planning.

The Operating Surplus Ratio

The operating surplus ratio measures the extent to which revenue raised (excluding capital grants and contributions) covers operational expenses:

$$\left(\frac{\text{Net Result (excluding Capital items)}}{\text{Total Operating Revenue (excluding Capital items)}} \times \frac{100}{1} \right)$$

The target for the operating surplus ratio is between 0 and 10%.

At the end of the financial year Council's operating surplus ratio was 1.1%.

In future years' forecasts indicate Council will operate close to break even, with small surpluses through to 2030. Council is mindful that changes can occur during the year, and Management regularly conducts reviews to ensure any budget variances are addressed as soon as possible. Council is aware of the need to conduct service level reviews to ensure operational expenses are going to be sustainable in the longer term.



Asset Sustainability Ratio

This ratio measures the amount of capital expenditure on renewal of existing assets compared to the depreciation expense:


Capital Expenditure on the replacement of Assets (Renewals)	100
Depreciation Expense	1

The target for this ratio is for it to be greater than 90%.

Council's 2019-20 Asset Sustainability Ratio was 116.02%

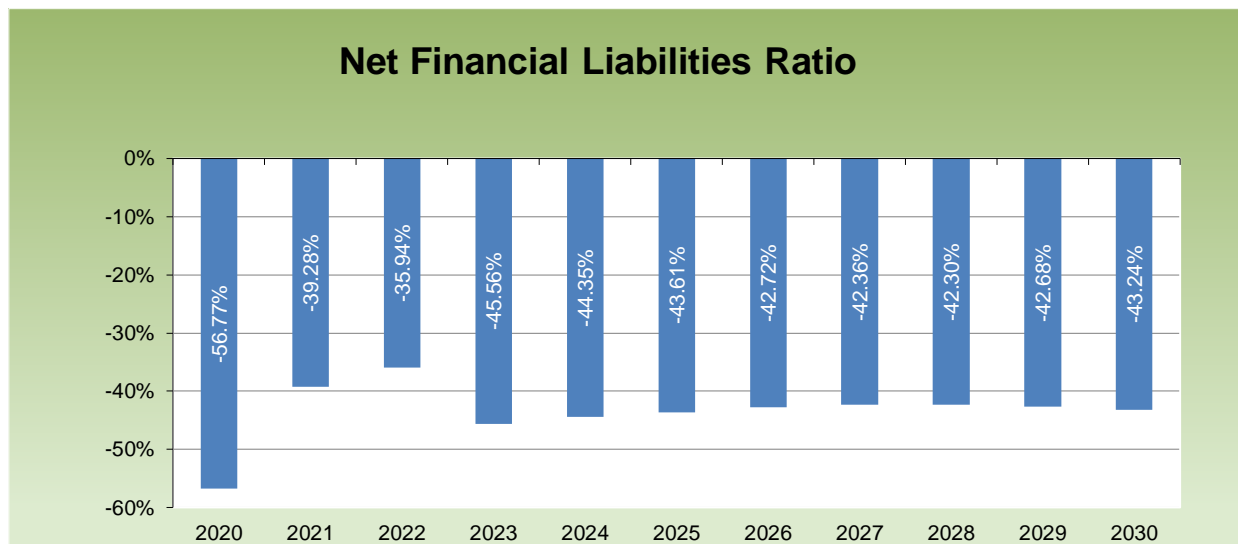
The long term forecast indicates that Council will meet the set target in the coming years for the renewal of its infrastructure assets.

Asset Sustainability Ratio



Net Financial Liabilities Ratio

This ratio measures the extent to which Council can fund its liabilities through its operating revenues.



Total Liabilities less Current Assets

Total Operating Revenue (excluding Capital items)

The target for this ratio is less than 60%.

Council's current Net Financial liabilities ratio at 30 June 2020 was -56.77%.

Council borrowings at year end were of \$2.5M, trade and other payables of \$2.8M and contract liabilities of \$5.2M thus with few other liabilities the ratio is low.

Annual Report 2019-2020

TRIM Ref: SF20/178 R20/4014

Page 26 of 38

PRATICULAR RESOLUTIONS

(Local Government Regulations 2012 section 185)

Expenses Reimbursement Policy

Councillor Expenses Reimbursement Policy:

Council did not resolve to make any changes to the policy referred to in section 250(1) of the Regulation during the 2019-2020 financial year.

Asset Accounting

Asset and Services Management Policy:

Council did not resolve to make any changes to the policy referred to in section 206(2) of the Regulation during the 2019-2020 financial year.

COUNCILLORS

(Local Government Regulations 2012 section 186)

Remuneration Schedule

(Local Government Regulation 2012 section 186(a))

Pursuant to Section 247 of the *Local Government Regulation 2012* the following remuneration rates are set for Council.

From 01 July 2019:

Please Note:

January 2019 Council Meeting - Resolution Number 2357

Resolution - That Council resolve to not accept the increased remuneration rate, as set out in the Local Government Remuneration and Discipline Tribunal report 2018.

Position	Annual Remuneration*	Meeting Allowance**	Total Allowance
Mayor Allowance	\$106,100.00	Nil	\$106,100.00
Deputy Mayor Allowance	\$61,211.00	Nil	\$61,211.00
Councillor Allowance	\$35,366.00	\$17,683.00	\$53,049.00

From 01 July 2020:

June 2020 Council Meeting - Resolution Number 2887

Resolution - accept the Remuneration Schedule applicable for Flinders Shire, to apply from 01 July 2020.

Position	Annual Remuneration*	Meeting Allowance**	Total Allowance
Mayor Allowance	\$108,222.00	Nil	\$108,222.00
Deputy Mayor Allowance	\$62,435.00	Nil	\$62,435.00
Councillor Allowance	\$36,073.34	\$18,036.67	\$54,110.00

* The allowance is paid in twelve equal instalments at the end of each calendar month.

** One twelfth of the meeting allowance is paid for each monthly meeting attended.

Annual Report 2019-2020

TRIM Ref: SF20/178 R20/4014

Page 27 of 38

Councillor Remuneration, Meeting Attendance, Expenses and Facilities

(Local Government Regulation 2012 section 186 (b) and(c))

Councillor remuneration and meeting attendance: – 01 July 2019 to 16 April 2020

Councillor	General Meeting Attendance	Special Meeting Attendance	Annual Remuneration	Meeting Allowance	Vehicle Allowance	TOTAL
Mayor J McNamara	9	4	\$77,938.47	N/A		\$77,938.47
Deputy Mayor S O'Neill	8	4	\$44,964.00	N/A		\$44,964.00
Cr G Sealy	9	4	\$25,979.22	\$12,989.25		\$38,968.47
Cr K Carter	9	4	\$25,979.22	\$12,989.25		\$38,968.47
Cr K Downie	7	3	\$25,979.22	\$12,989.25		\$38,968.47
Cr A Bode	8	4	\$25,979.22	\$12,989.25	\$4,266.00	\$43,234.47
Cr K Middleton	9	4	\$25,979.22	\$12,989.25	\$165.90	\$39,134.37

Councillor remuneration and meeting attendance: – 16 April 2020 to 30 June 2020

Councillor	General Meeting Attendance	Special Meeting Attendance	Annual Remuneration	Meeting Allowance	Vehicle Allowance	TOTAL
Mayor J McNamara	3	1	\$25,979.49	N/A		\$25,979.49
Deputy Mayor K Middleton	3	1	\$14,988.00	N/A		\$14,988.00
Cr K Carter	3	1	\$8,659.74	\$4,329.75		\$12,989.49
Cr C Haydon	3	1	\$8,659.74	\$4,329.75	\$1,745.90	\$14,735.39
Cr N Flute	3	1	\$8,659.74	\$4,329.75	\$489.80	\$13,479.29
Cr A Bode	3	1	\$8,659.74	\$4,329.75	\$1,422.00	\$14,411.49
Cr T Mitchell	3	1	\$8,659.74	\$4,329.75		\$12,989.49

Superannuation:

That pursuant to Section 226 of the *Local Government Act 2009* no voluntary superannuation payments be made to Councillors.

Annual Report 2019-2020

TRIM Ref: SF20/178 R20/4014

Page 28 of 38

Other Expenses Incurred: – 01 July 2019 to 16 April 2020

Councillor	Travel Expenses (Accom, Meals, Flights, ect)	Registrations	iPad Allowance	Uniforms	TOTAL
Mayor J McNamara	\$7,275.20	\$1,054.54	\$244.41		\$8,652.90
Deputy Mayor S O'Neill	\$3,754.91	\$2,724.21	\$244.41		\$6,723.53
Cr G Sealy	\$3,634.76	\$1,160.00	\$244.41		\$5,039.17
Cr K Carter	\$1,811.78	\$1,672.50	\$249.83		\$3,734.11
Cr K Downie	\$78.75		\$244.41		\$323.16
Cr A Bode	\$1,826.24	\$108.90	\$244.47		\$2,179.61
Cr K Middleton	\$1,295.70	\$621.40	\$244.41		\$2,161.51

Facilities Provided: – 01 July 2019 to 16 April 2020

<p>The Mayor was provided with the following items:</p> <ul style="list-style-type: none"> • Laptop • Printer • iPad • Car 	<p>All Councillors were provided with the following items:</p> <ul style="list-style-type: none"> • Laptop • Printer • iPad
--	--

Other Expenses Incurred: – 16 April 2020 to 30 June 2020

Councillor	Travel Expenses (Accom, Meals, Flights, ect)	Registrations	iPad Allowance	Uniforms	TOTAL
Mayor J McNamara	\$6.00		\$37.98	\$63.50	\$107.48
Deputy Mayor K Middleton			\$2,077.82	\$162.30	\$2,240.12
Cr K Carter			\$2,072.52	\$63.50	\$2,136.02
Cr C Haydon			\$2,058.83	\$162.30	\$2,221.13
Cr N Flute			\$2,058.83	\$254.00	\$2,312.83
Cr A Bode			\$2,077.82	\$162.30	\$2,240.12
Cr T Mitchell			\$2,077.82	\$162.30	\$2,240.12

Facilities Provided: – 16 April 2020 to 30 June 2020

<p>The Mayor was provided with the following items:</p> <ul style="list-style-type: none"> • Laptop – Office Use Only • Printers – Office Use Only • iPad Pro • Car 	<p>All Councillors were provided with the following items:</p> <ul style="list-style-type: none"> • iPad Pro
---	---

Annual Report 2019-2020

TRIM Ref: SF20/178 R20/4014

Page 29 of 38

Conduct and Performance of Councillors – 01 July 2019 to 16 April 2020

(Local Government Regulation 2012 section 186 (d), (e), (f))

Legislation	Description	Number
186 (d) (i)	The total number of orders made under section 150I(2) of the Act (<i>Chairperson may deal with unsuitable meeting conduct</i>)	Nil
186 (d) (ii)	The total number of orders made under section 150AH(1) of the Act (<i>Disciplinary action against councillor</i>)	Nil
186 (d) (iii)	The total number of decisions, orders and recommendations made under section 150AR(1) of the Act (<i>Disciplinary action against councillor</i>)	Nil
186 (e) (i)	The name of each councillor for whom a decision, order or recommendation mentioned in paragraph (d) was made	N/A
186 (e) (ii)	A description of the unsuitable meeting conduct, inappropriate conduct or misconduct engaged in by each of the councillors	N/A
186 (e) (iii)	A summary of the decision, order or recommendation made for each councillor	N/A
186 (f) (i)	The number of complaints referred to the assessor under section 150P(2)(a) of the Act by local government entities for the local government	Nil
186 (f) (ii)	The number of matters, mentioned in section 150P(3) of the Act, notified to the Crime and Corruption Commission (<i>Complaints about councillor conduct must be referred to assessor</i>)	Nil
186 (f) (iii)	The number of notices given under section 150R(2) of the Act (<i>Local government official must notify assessor about particular conduct</i>)	Nil
186 (f) (iv)	The number of notices given under section 150S(2)(a) of the Act (<i>Local government must notify assessor about misconduct</i>)	Nil
186 (f) (v)	The number of decisions made under section 150W(a), (b) and (d) of the Act (<i>Decision about conduct</i>)	Nil
186 (f) (vi)	The number of referral notices accompanied by a recommendation mentioned in section 150AC(3)(a) of the Act (<i>Referral of suspected inappropriate conduct</i>)	Nil
186 (f) (vii)	The number of occasions information was given under section 150AF(4)(a) of the Act (<i>Investigating suspected inappropriate conduct</i>)	Nil
186 (f) (viii)	The number of occasions the local government asked another entity to investigate, under chapter 5A, part 3, division 5 of the Act for the local government, the suspected inappropriate conduct of a councillor (<i>Referral of conduct to local government</i>)	Nil
186 (f) (ix)	The number of applications heard by the conduct tribunal about the alleged misconduct of a councillor	Nil

Annual Report 2019-2020

TRIM Ref: SF20/178 R20/4014

Page 30 of 38



**SHIRE OF
FLINDERS**

Discovery • Opportunity • Lifestyle

Conduct and Performance of Councillors – 16 April 2020 to 30 June 2020

(Local Government Regulation 2012 section 186 (d), (e), (f))

Legislation	Description	Number
186 (d) (i)	The total number of orders made under section 150I(2) of the Act (<i>Chairperson may deal with unsuitable meeting conduct</i>)	Nil
186 (d) (ii)	The total number of orders made under section 150AH(1) of the Act (<i>Disciplinary action against councillor</i>)	Nil
186 (d) (iii)	The total number of decisions, orders and recommendations made under section 150AR(1) of the Act (<i>Disciplinary action against councillor</i>)	Nil
186 (e) (i)	The name of each councillor for whom a decision, order or recommendation mentioned in paragraph (d) was made	N/A
186 (e) (ii)	A description of the unsuitable meeting conduct, inappropriate conduct or misconduct engaged in by each of the councillors	N/A
186 (e) (iii)	A summary of the decision, order or recommendation made for each councillor	N/A
186 (f) (i)	The number of complaints referred to the assessor under section 150P(2)(a) of the Act by local government entities for the local government	Nil
186 (f) (ii)	The number of matters, mentioned in section 150P(3) of the Act, notified to the Crime and Corruption Commission (<i>Complaints about councillor conduct must be referred to assessor</i>)	Nil
186 (f) (iii)	The number of notices given under section 150R(2) of the Act (<i>Local government official must notify assessor about particular conduct</i>)	Nil
186 (f) (iv)	The number of notices given under section 150S(2)(a) of the Act (<i>Local government must notify assessor about misconduct</i>)	Nil
186 (f) (v)	The number of decisions made under section 150W(a), (b) and (d) of the Act (<i>Decision about conduct</i>)	Nil
186 (f) (vi)	The number of referral notices accompanied by a recommendation mentioned in section 150AC(3)(a) of the Act (<i>Referral of suspected inappropriate conduct</i>)	Nil
186 (f) (vii)	The number of occasions information was given under section 150AF(4)(a) of the Act (<i>Investigating suspected inappropriate conduct</i>)	Nil
186 (f) (viii)	The number of occasions the local government asked another entity to investigate, under chapter 5A, part 3, division 5 of the Act for the local government, the suspected inappropriate conduct of a councillor (<i>Referral of conduct to local government</i>)	Nil
186 (f) (ix)	The number of applications heard by the conduct tribunal about the alleged misconduct of a councillor	Nil

Annual Report 2019-2020

TRIM Ref: SF20/178 R20/4014

Page 31 of 38

ADMINISTRATIVE ACTION COMPLAINTS

(Local Government Regulations 2012 section 187)

The following is a brief summary of the Council adopted policy “Complaints Management Policy”.

Objective:

The role of Council is to provide open and accountable local government. An effective and transparent method of responding to complaints regarding its services, administrative actions, competitive neutrality, the conduct and performance of councillors and staff behaviour and misconduct better enables council to undertake this role.

Principles:

Council is committed to a complaints management process which ensures the transparent, effective and timely resolution of complaints.

Scope:

This policy has been established to provide a clear administrative method of handling and resolving of all complaints made by affected persons

Number of administrative complaints made to the local government during 2019/2020	1
Number of administrative complaints resolved by the local government under the complaints management process during 2019/2020	Nil
Number of administrative action complaints not resolved by the local government under the complaints management process 2019/2020	1
Number of administrative action complaints not resolved by the local government under the complaints management process that were made in the previous financial year 2018/2019	1

OVERSEAS TRAVEL

(Local Government Regulation 2012 section 188)

During the 2019-2020 period there was **no** overseas trips undertaken, in an official capacity, by a Councillor or Council employee or representative.

EXPENDITURE ON GRANTS TO COMMUNITY ORGANISATIONS

(Local Government Regulation 2012 section 189)

Council is required under Section 189 of the *Local Government Regulation 2012* to provide a summary of the expenditure for the Financial Year on grants to community organisations and from each Councillor’s discretionary funds.

Council provides assistance to community organisations by way of grants, sponsorship or donations.

Councillor’s Discretionary Fund

In accordance with s189, the Annual Report must contain a summary of the expenditure from each Councillor’s discretionary fund. Flinders Shire does not have discretionary funds and therefore there is **no** report for 2019-2020 for the purpose of allocation as community grants.

Annual Report 2019-2020

TRIM Ref: SF20/178 R20/4014

Page 32 of 38

Community Small Grants

Community Group	Purpose	Amount
ROUND 1		
Hughenden Jockey Club	Hughenden Racecourse Grounds Maintenance Package	\$10,800.00
Hughenden Railway Social Club	HRSC Equipment	\$ 5,457.50
ROUND 2		
Hughenden Bowls Club	Zero Turn Mower	\$3,300.00
Hughenden Kindergarten and Early Childhood Centre	Equipment Upgrade	\$1,956.00
Flinders Horse Sports Inc.	Gallop Along	\$5,000.00
Hughenden Show Society	Pavillion Computer System Upgrade	\$2,930.00
Flinders River Roping Association Inc.	Purchase of Roping Dummy	\$2,500.00
TOTAL		\$31,943.50

Regional Arts Development Fund 2019-2020*

Community Group	Purpose	Amount
	Community Rounds to be allocated	Funding Pool Available \$10,000.00
FSC Strategic Initiative	Famous Feats and Faces	\$3,000.00
FSC Strategic Initiative	Database Development and Needs Analysis	\$5,000.00
FSC Strategic Initiative	Place Activation / Story Collectors Project	\$11,000.00
FSC Strategic Initiative	Theatre Residency	\$6,000.00
TOTAL		\$35,000.00

*RADF Year runs from 01 September – 31 August

Many project which applied in community rounds were cancelled due to COVID 19. Strategic Initiatives allocation, however postponed due to COVID 19

Annual Report 2019-2020

TRIM Ref: SF20/178 R20/4014

Page 33 of 38

Sponsorship

Community Group	Purpose	Amount
Round One (July 19 to December 19)		
Prairie Jockey Club Inc	Prairie Race meeting	\$2,000.00
Hughenden Jockey Club Inc	Hughenden Cup Races	\$2,000.00
Flinders Classic Challenge & Campdraft Inc	2019 Flinders Classic Challenge & Campdraft	\$2,000.00
Hughenden Country Music Assn Inc	2019 Hughenden Country Music Festival	\$2,000.00
Stamford Race Club	Entertainment - Stamford Races & Community Fun Day	\$2,000.00
Hughenden State School P&C	YLead Program	\$2,000.00
Flinders Horse Sports Inc	Building Better Buddies	\$2,000.00
St Francis Catholic School Family & Community Engagement Network (FACE) formerly P&F	Rides Assistance	\$2,000.00
Hughenden Rugby 7's	Hughenden Rugby 7 2019	\$2,000.00
Hughenden Bulls Rugby League Inc	Hughenden Bulls 2019 season	\$2,000.00
Hughenden Town & Country Club Inc	Spring Sundowner	\$2,000.00
Flinders River Roping Association Inc	Flinders River APRA timed event Rodeo	\$2,000.00
Hughenden Netball Association Inc.	Flinders Challenge Carnival	\$2,000.00
Hughenden Kindergarten and Early Childhood Centre	Staff Laptop	\$2,000.00
Hughenden Railway Social Club	Hughenden Railway Social Club Christmas Tree Party	\$2,000.00
Flinders River Roping Association Inc	NWQLD ATRA Zone Finals	\$2,000.00
Round Two January 19 – June 19 (Note: Less events proceeded due to COVID 19 Restrictions. Events given flexibility on date delivery if within calendar year)		
Hughenden Golf Club	Hughenden Golf Open Championships	\$2,000.00
Flinders River Roping Ass. Inc.	FRR ATRA March 2020	\$2,000.00
Flinders Horse Sports	On The March Training Weekend	\$2,000.00
Hughenden Bulls RLFC	Hughenden Bulls 2020 Season	\$2,000.00
TOTAL		\$40,000.00

Annual Report 2019-2020

TRIM Ref: SF20/178 R20/4014

Page 34 of 38

Sporting Excellence

Name	Purpose	Amount
Angeleah Corrigan	Sporting Excellence – Rugby Union	\$450.00
Dominique Wiggins	Sporting Excellence – Rugby Union	\$450.00
Dannielle Sladden	Sporting Excellence – Rugby Union	\$450.00
Bailey Betts	Sporting Excellence – Cricket	\$450.00
Jakeb Sladden	Sporting Excellence – Cricket	\$450.00
Lily Sumner	Sporting Excellence – Touch Football	\$450.00
Anjeleah Corrigan	Sporting Excellence – Swimming	\$450.00
TOTAL		\$3,150.00

Donations

Community Group	Purpose	Amount
Cameron Downs State School	Awards Ceremony	\$250.00
Hughenden State School	Awards Ceremony	\$250.00
St Francis School	Awards Ceremony	\$250.00
Prairie State School	Awards Ceremony	\$250.00
Kooroorinya Ladies Day	Kooroorinya Ladies Day 2019	\$500.00
Hughenden Bowls Club	Flinders Invitational Triples 2019	\$500.00
Campdraft 4 A Cause	Campdraft 4 A Cause 2019	\$500.00
Hughenden Junior Rugby League	Donation towards club uniform	\$250.00
Hughenden Country Music Association Inc.	Purchase of white board for music lessons	\$500.00
TOTAL		\$3,250.00

In-Kind Support

Nil

Annual Report 2019-2020

TRIM Ref: SF20/178 R20/4014

Page 35 of 38



OTHER CONTENTS

(Local Government Regulation 2012 section 190)

Corporate and Operational Plans

(Local Government Regulation 2012 section 190(1)(a)(b))

Council is required to adopt a Corporate Plan to guide Council's decision making. This document establishes the framework and identifies goals, objectives and strategies to be pursued by Council to meet the aspirations and needs of the community. The plan is developed in consultation with the community and can be revised at any time during the life of the plan to ensure council is following its strategic direction.

The Operational Plan is prepared annually and outlines Council's work program for the next financial year including costs and completion timelines. This document is subject to quarterly reviews and must be consistent with the Council's Corporate Plan.

In accordance with legislative requirements, Council reviewed the operational plan on four occasions relevant to the financial period and on each occasion Council considered an assessment of its progress in the implementation of the operational plan as being satisfactory. Council receives a written assessment of the implementation of the operational plan at the end of each quarter.

Council's Corporate Plan, Operation Plan and Quarterly Reports on the Operational Plan can be found on Council's website www.flinders.qld.gov.au.

Commercial Business

(Local Government Regulation 2012 section 190(1)(c))

In accordance with s190 (1) of the regulation Council must provide an annual operations report for each commercial business unit. Council had **no** commercial business units over the course of the 2019-2020 year.

Joint Government Activities

(Local Government Regulation 2012 section 190(1)(d)(i))

As required by s190 of the Regulation, Council must outline details on any action taken for, and expenditure on, a service, facility or activity supplied by another local government under an agreement for conducting a joint government activity. **No** joint activities were undertaken for the financial year ending 30 June 2020.

Details of Special Rates and Charges

(Local Government Regulation 2012 section 190(1)(d)(ii))

In accordance with s190 of the regulation, Flinders Shire Council levies a special rates and charges for Wild Dog Control applicable to Rate Code 4 – Rural Categories only.

Contracts

(Local Government Regulation 2012 section 190(1)(e))

As required by s190 of the Regulation, the number of invitations to change tenders under s228(7) during the financial year was one.

- FSC Reference: 102.2019.37 – Alderley Crossing Bridge – Construction

Annual Report 2019-2020

TRIM Ref: SF20/178 R20/4014

Page 36 of 38

Registers and Public Documents

(Local Government Regulation 2012 section 190(1)(f))

Item	Description	Access
Councillor Register of Interest	To record certain financial and other personal interests of relevant individuals.	Councillor's interests are available on Council's website
Register of personal interest of Chief Executive Officer and other specified employees	To record certain financial and other personal interests of the Chief Executive Officer and certain other employees.	Available only to Councillors, the Chief Executive Officer or a person permitted by law
Councillor's Material Personal Interest	A record of when a councillor identifies that they have, or may be perceived to have, a 'material personal interest' the councillor is required to disclose the interest and leave the meeting for consideration of the relevant matter.	Councillor's interests are available on Council's website
Councillor's Conflict of Interest	A record of when a councillor identifies that they may have or may be perceived to have a 'conflict of interest'; the councillor is required to disclose the interest to council. Where the other councillors determine, by vote, that a conflict of interest does exist, they must direct that councillor to leave the meeting.	Councillor's interests are available on Council's website
Conflict of Interest Register & Material Personal Interest Register for Executive Staff	To record any interests that an executive staff member has declared in Council Meeting.	Councillor's interests are available on Council's website
Delegations Register	To record all delegations / authorisations made during Council Meetings.	Councillor's interests are available on Council's website
Register of Delegations of Authority by Council	To record all powers delegated by the Local Government or the Chief Executive Officer's delegated powers.	Available for viewing by members of the public on request
Register of Delegations of Authority by the CEO	To record all powers delegated by the CEO	Available for viewing by members of the public on request
Register of Local Laws	To record all local laws set by Council	Available on Council's website
Register of Regulatory Fees and Charges	To record all charges levied by Council	Available on Council's website
Register of Policies	To record the current policies as set by Council	Available for viewing by members of the public on request
Register of Roads	To record the details of the shire roads	Available for viewing by members of the public on request

Annual Report 2019-2020

TRIM Ref: SF20/178 R20/4014

Page 37 of 38

Contract Register	To record the details of all Tenders over \$200,000	Available on Council's website
Cemetery Register	To record all burial sites	Available on Council's website
Building Application Register	To record the details of all applications	Available for viewing by members of the public on request
Corporate & Operational Plan	To document the goals and strategies set by Council for the period specified in each plan	Available on Council's website
Annual Report	To document the financial position and report on attainment of goals specified in the Corporate Plan and Operational Plan.	Available on Council's website

Council also makes available other information, including copies of Minutes of Council Meetings on the website www.flinders.qld.gov.au

Concessions for Rates and Charges Granted by Council

(Local Government Regulation 2012 section 190(1)(g))

Rating Rebates and Concessions

Flinders Shire has a policy with reference to rebate concessions, as detailed below:

Pensioner Rate Concessions Policy

Council continued its current Pensioner Rate Concession policy. This policy provided a 50 per cent concession to ratepayers in a residential category on General, Garbage, Sewerage and Water Rates up to a maximum of \$475.00 per year for all eligible pensioners. A copy of Council's Pensioner Rate Concession Policy is available at the Shire Office.

Internal Audit

(Local Government Regulation 2012 section 190(1)(h))

Flinders Shire Council has established an internal audit function in accordance with the Local Government Act 2009 and Local Government Regulation 2012. The Audit Committee is an advisory committee and the objectives of the Audit Committee are to provide advice to Council on audit matters and provide oversight of the Internal Audit process.

As provided under the Audit Committee Charter, the Audit Committee will review the following and make recommendations to Council:

- Internal Audit Plan and how that plan relates to the risks identified in Council's Risk Registers;
- Progress on matters raised in the internal audit reports;
- Matters raised by the Queensland Audit Office audit and resolution of those matters;
- Draft financial statements before adoption by Council
- The financial implications of the Council's financial position;
- The trend indicated in the Financial Sustainability Statement;
- Implications of the budget on the long term financial sustainability of the Council;
- The process of risk identification, assessment and treatment;
- Matters identified as being outside of the scope of the current internal audit plan that have or have the potential to create additional risk for Council.

Annual Report 2019-2020

TRIM Ref: SF20/178 R20/4014

Page 38 of 38

During the 2019-20 financial year the Audit Committee met on 16 October 2019 and 10 February 2020. The Committee considered and recommended to Council the adoption of the 2018-19 Financial Statements at its meeting held on 16 October 2019.

Council's Independent Chair of the Audit Committee is Mr Brendan Macrae B.Comm AMIIA FCPA and Council's Internal Auditors are Pacifica Chartered Accountants, Cairns.

Competitive Neutrality

(Local Government Regulation 2012 section 190(1)(i)(j))

In accordance with s49 of the regulation, there were **no** investigation notices for competitive neutrality complaints nor were there any required responses to the Queensland Competition Authority.

ATTACHMENTS

Annual Financial Statements

Please see attached Flinders Shire Council's Annual Audited Financial Statements for the year ended 30 June 2020.